

news  
2021



an Italian excellence



# wardrobe system 2021

Following products images are prototypes, pre-catalogues picture, renderings.  
Some of the products details might change from the final product realization

# Armadio al Centimetro

officinadesignlema

## Modularity changes

### Height

Wardrobe doors

H 2270 -> **NEW** H 2334

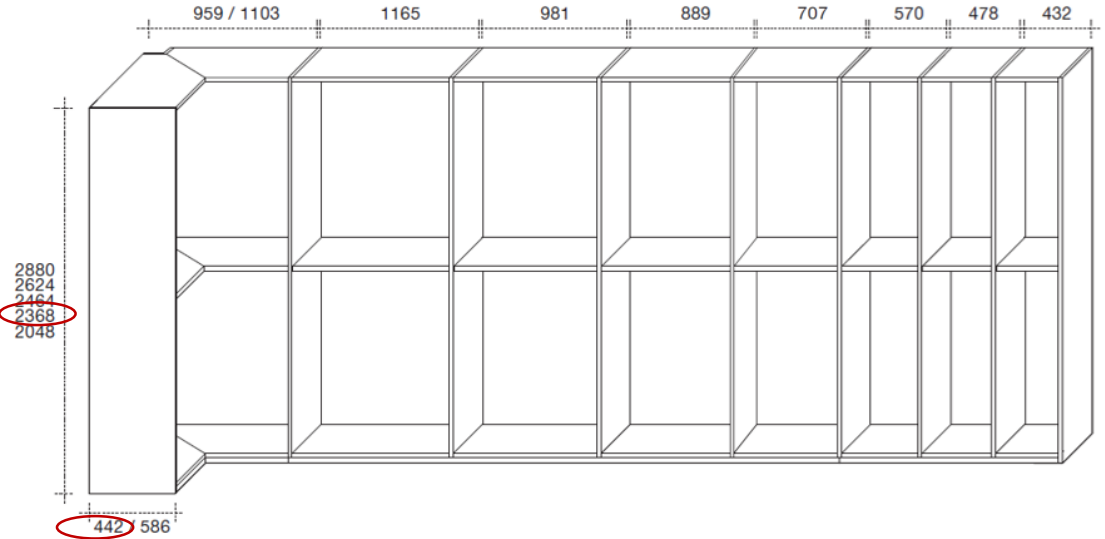
Wardrobe structure

H 2304 -> **NEW** H 2368

### Depth

Wardrobe structure

**NEW** W 442



# Armadio al Centimetro

## Depth

Wardrobe structure

**NEW** W 442

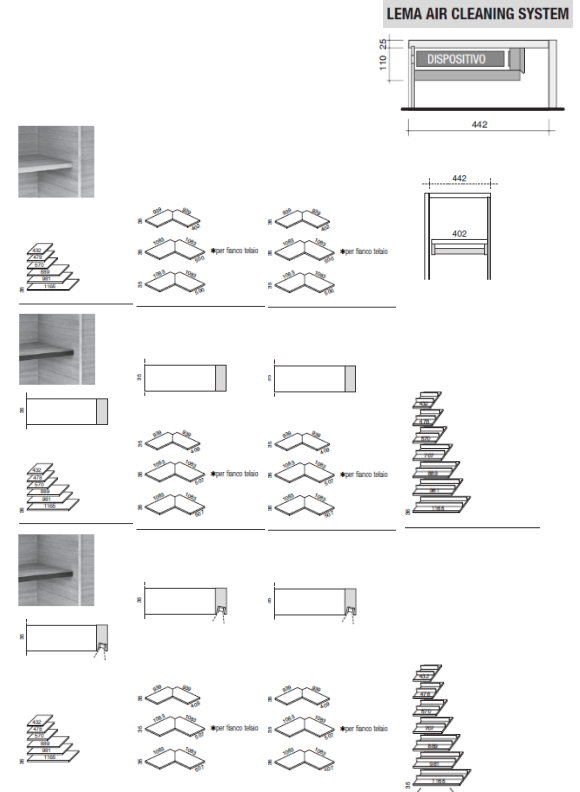
## MUST wall fixed

Available on:

Corner solution,  
Open solution,  
Hinged doors,  
Sliding doors,  
Coplanar doors

Available equipment:

Shelves comfort/tech/corner with LED/without LED  
Fixed wooden shoe rack with LED/without LED  
Rectangular hanging bar (positioning perpendicular to backpanel)  
LEMA Air Cleaning System

















# Armadio al Centimetro

ANTE	BATTENTI																	
	LARGHEZZE			ALTEZZE				TIPOLOGIE		RIDUZIONI		CERNIERE						
	464	500	592	2014	2234	2420	2590	2946	ANGOLARE	TERMINALE	SOPRAPPiSTO	ALTEZZA	LARGHEZZA	TD INCLINATO	64°	DANDY 120°	165°	DANDY 160° NEW
PRIMA NEW	*	*	*	*	*	*	*	*	*	*	*	*	*	*	*	*	*	*
WARM	*	*	*	*	*	*	*	*	*	*	*	*	*	*	*	*	*	*
TEXT	*	*	*	*	*	*	*	*	*	*	*	*	*	*	*	*	*	*
EMERY	*	*	*	*	*	*	*	*	NEW	*	*	*	*	*	*	*	*	*
ELLEVI	*	*	NEW	*	*	*	NEW	NEW	*	*	*	NEW	*	*	*	*	*	*
NAICA	*	*	NEW	*	*	*	NEW	*	*	*	*	*	*	*	*	*	*	*
DANDY	*	*	*	*	*	*	*	*	*	*	*	*	*	*	*	*	*	*
SERYASSE	*	*	*	*	*	*	*	*	*	*	*	*	*	*	*	*	*	*
KYN	*	*	*	*	*	*	*	*	NEW	*	*	*	*	*	*	*	*	*
FLAGO	*	*	*	*	*	*	*	*	*	*	*	*	*	*	*	*	*	*
NEXT NEW	*	*	*	*	*	*	*	*	*	*	*	*	*	*	*	*	*	*
ELEGANT	*	*	*	*	*	*	*	*	NEW	*	*	NEW	*	*	*	*	*	*
NUR	*	*	*	*	*	*	*	*	*	*	*	*	*	*	*	*	*	*
NUR	*	*	*	*	*	*	*	*	*	*	*	*	*	*	*	*	*	*







DOORS	HINGED																	
	WIDTH			HEIGHT			TYPOLOGIES		REDUCTIONS		HINGES							
	464 - 17 1/2"	500 - 19 1/4"	592 - 23 1/4"	2014 - 79 1/4"	2270 - 89 1/4"	2430 - 95 1/4"	2590 - 102"	2946 - 112"	CORNER	END	OPEN ELEMENT	HEBET	WIDTH	OBSCURE CUT	64°	120° DANDY	165°	
2019	*	*	*	*	*	*	*	*	*	*	*	*	*	*	*	*	*	*
TECNA	*	*	*	*	*	*	*	*	*	*	*	*	*	*	*	*	*	*
LISCIA	*	*	*	*	*	*	*	*	*	*	*	*	*	*	*	*	*	*
ELEGANT	*	*	*	*	*	*	*	*	*	*	*	*	*	*	*	*	*	*
ELLEVI	*	*	*	*	*	*	*	*	*	*	*	*	*	*	*	*	*	*
CONCA	*	*	*	*	*	*	*	*	*	*	*	*	*	*	*	*	*	*
NUR	*	*	*	*	*	*	*	*	*	*	*	*	*	*	*	*	*	*
NUR	*	*	*	*	*	*	*	*	*	*	*	*	*	*	*	*	*	*
CEA	*	*	*	*	*	*	*	*	*	*	*	*	*	*	*	*	*	*
FLAGO	*	*	*	*	*	*	*	*	*	*	*	*	*	*	*	*	*	*
WARM	*	*	*	*	*	*	*	*	*	*	*	*	*	*	*	*	*	*
NAICA	*	*	*	*	*	*	*	*	*	*	*	*	*	*	*	*	*	*
TEXT	*	*	*	*	*	*	*	*	*	*	*	*	*	*	*	*	*	*
DANDY	*	*	*	*	*	*	*	*	*	*	*	*	*	*	*	*	*	*
KIRI	*	*	*	*	*	*	*	*	*	*	*	*	*	*	*	*	*	*
EMERY	*	*	*	*	*	*	*	*	*	*	*	*	*	*	*	*	*	*
SERYASSE	*	*	*	*	*	*	*	*	*	*	*	*	*	*	*	*	*	*
KYN	*	*	*	*	*	*	*	*	*	*	*	*	*	*	*	*	*	*





# Armadio al Centimetro

ANTE	SCORREVOLI								RIDUZIONI	
	LARGHEZZE				ALTEZZE				ALTEZZA	LARGHEZZA
	750	932	1024	1208	1482	2234 NEW	2430	2590		
2021										
PRIMA 	•	•	•	•	•	•	•	•	•	■
WARM 	•	•	NEW	•	•	•	•	•	•	
TEXT 	•	•	•	•	•	•	•	•	•	■
EMERY 	•	•	•	•	•	•	•	•	•	■
ELLEVI 	•	•	NEW	•	•	•	•	NEW	•	■
NAICA NEW 	•	•	•	•	•	•	•	•	•	■

DOORS	SLIDING										
	WIDTH					HEIGHT			RED.		
	750 - 29 1/2"	932 - 36 3/4"	1024 - 40 1/4"	1208 - 47 1/4"	1482 - 58 1/4"	2270 - 89 1/4"	2430 - 95 1/4"	2590 - 102"	2846 - 112"	HEIGHT	WIDTH
2019											
PRIMA 	•	•	•	•		•	•	•	•	•	■
LISCIA 	•	•		•		•	•	•		•	■
PIANA 	•	•			•	•	•				
ELLEVI 	•	•		•	•	•	•			•	■
FINA 	•	•	•	•	•	•	•				
WARM 	•	•		•		•	•	•	•		
TEXT 	•	•	•	•	•	•	•			•	■
EMERY 	•	•	•	•		•	•	•		•	■

# Armadio al Centimetro

ANTE	COMPLANARI								
	LARGHEZZE				ALTEZZE			RIDUZIONI	
	908	1000 <b>NEW</b>	1184	1458	2334 <b>NEW</b>	2430	2590	ALTEZZA	LARGHEZZA
2021									
PRIMA <b>NEW</b> 	•	•	•	•	•	•	•	•	
WARM 	•	•	•		•	•	•		
TEXT 	•	•	•	•	•	•	•	•	
EMERY <b>NEW</b> 	•	•	•		•	•	•	•	
ELLEVI 	•	•	•	•	•	•	•	•	
NAICA 	<b>NEW</b>	•	•	•	•	•	•	•	

DOORS	COPLANAR							RED.	
	WIDTH			HEIGHT				RED.	
	908 - 35 3/4"	1184 - 46 1/2"	1458 - 57"	2270 - 89 1/4"	2430 - 95 3/4"	2590 - 102"	2846 - 112"	HEIGHT	WIDTH
2019									
ELLEVI 	•	•	•	•	•	•		•	
NAICA 		•	•	•	•	•			•
WARM 	•	•		•	•	•			
TEXT 	•	•	•	•	•	•			•

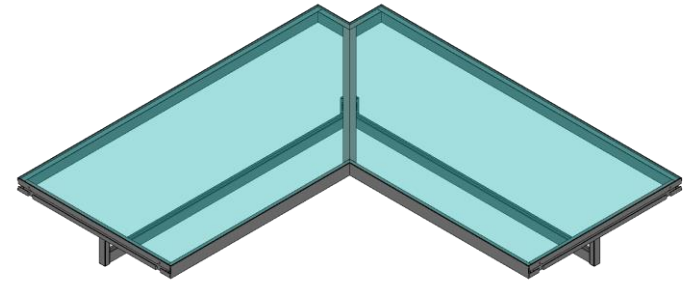




# Inner equipment upgrades



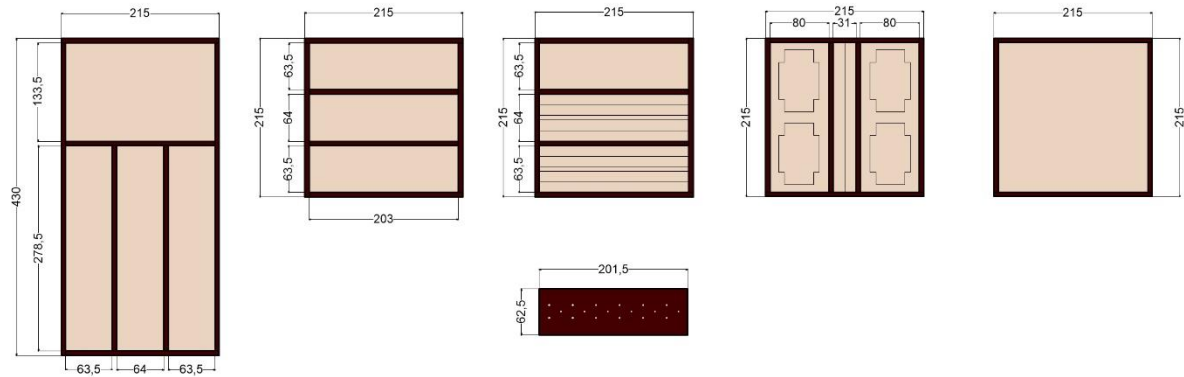
- Glass shelf for corner element with/without warm light lamp
- Eco-leather shelf for corner element with/without warm light lamp
- Eco-leather pad for corner element
- Jewellery grid for case and drawer
- Safe box
- Lock for melamine drawer units
- Dimmable light on request



# Inner equipment jewellery grid

5 jewellery grid elements that can be  
matched and inserted in drawer unit  
system:

- Rings holder
- Watches holder
- Earrings holder
- Necklace holder
- Bracelets holder



# Inner equipment upgrades

Double bit key security safe

2 sizes positionable in any compartment of the wardrobe on wooden elements.

Latest generation high security lock,

8 asymmetrical and independent levers,

UNI EN 1300 certified.

- Double bitted key with special profile that can be duplicated with an ownership card, to prevent unauthorized duplication of keys - (EVO-LOCK).
- Combination block with 3 handwheels with 20 positions each.
- Impossible to remove the key with the bolts retracted.
- Protection of the lock mechanism with manganese steel plate.
- installation plugs supplied.
- Thermosetting powder coating with oven drying.



CERTIFICATA A  
NORMA EUROPEA  
UNI EN 14450:18-S2  
CERTIFIED TO  
EUROPEAN STANDARD  
EN 14450:18-S2



**EVO-LOCK**

## DMD 4

External dimensions mm. **L.400 x H.280 x W.350**

Internal dimensions mm. L.390 x H.260 x W.295

Doors dimensions mm. L.300 x H.195

weight 35,5 kg

## DMD 5

External dimensions mm. **L.470 x H.350 x P.350**

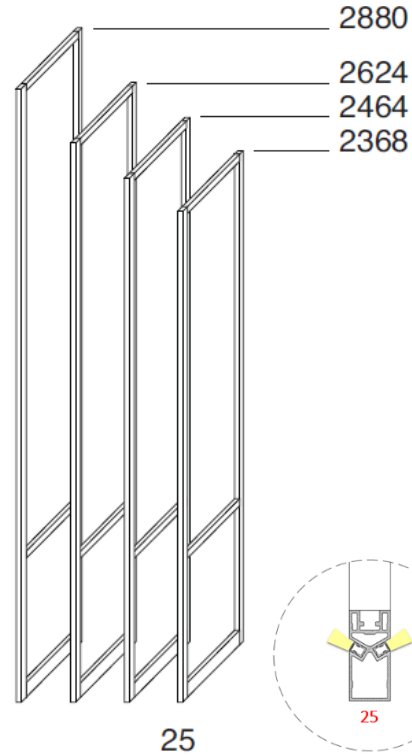
Internal dimensions mm. L.460 x H.330 x P.295

Doors dimensions mm. L.370 x H.265

Weight 47,5 kg


# Inner equipment

## metal frame side panel



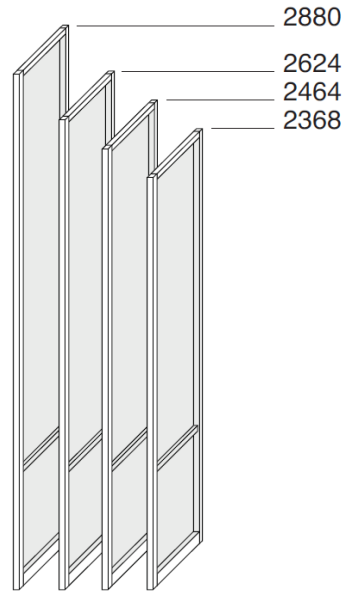
### Internal metal frame side panel

**Metal frame finishing**  
Bronze epox M421  
Sand epox M455

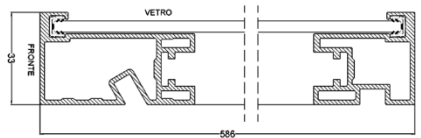


# Inner equipment

metal frame side panel with glass



33



## External metal frame side panel with glass

### Metal frame finishing

Bronze epox M421

Sand epox M455

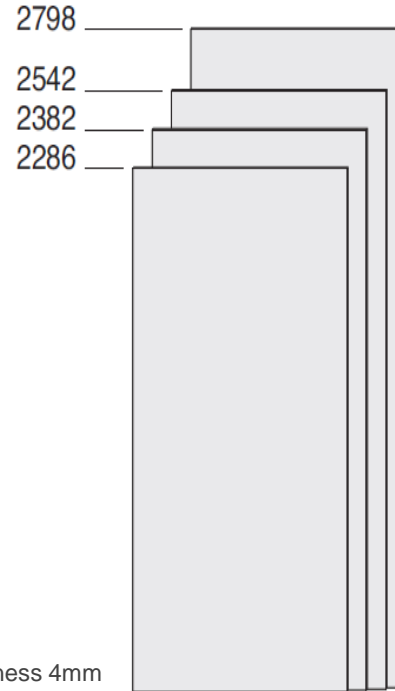
### Glass finishing

Transparent glass

Reflecting bronze glass

Grey fumè glass

# Inner equipment



## Back panel in glass

### Glass finishing

Transparent glass

Reflecting bronze glass

Grey fumè glass

441 - 487 - 579  
898 - 990 - 1174





# Inner equipment

## lighting metal frame side panel

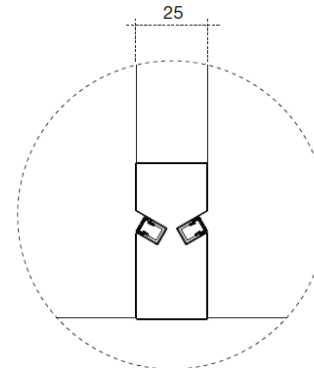
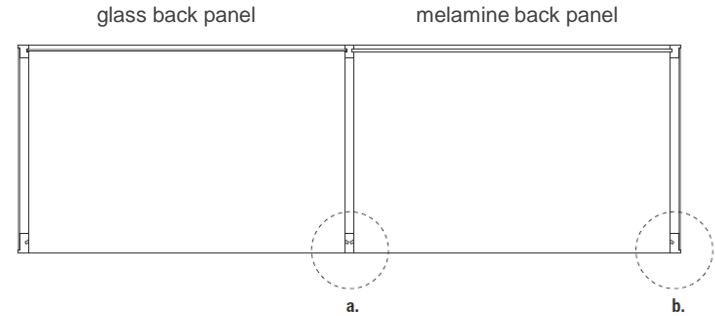
Lighting system according to back panel finishing:

### Glass back panel

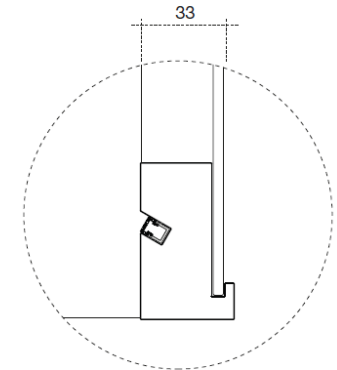
- No shelf lighting
- Metal frame side panel lighting right and left
- Possible wardrobe top lighting

### Melamine back panel

- Shelves lighting
- Metal frame side panel lighting right and left
- Wardrobe top lighting



a. metal frame internal side panel section



b. metal frame with glass external side panel section



# Inner equipment

## hinges for metal frame side panel



Melamine side panel 94° hinge



Metal frame side panel 94° hinge

Any kind of door can be matched with LEMA's metal frame side panel with the special slimmer hinge for metal frame side panel 94° opening (extra cost)

Dandy hinge already suitable for metal frame side panel, available with 180° opening for corner solutions (with extra cost from standard 120°)



Dandy 180° hinge

# Inner equipment

## hinges for metal frame side panel



Dandy hinge now available with 180° opening for corner solutions (with extra cost from standard 120°).

On request Dandy 180° hinge can be used on linear wardrobe solutions, but if in the column there is a drawer unit, the door need to be totally opened to be able to properly open the drawers.



Dandy 120° hinge



Dandy 180° hinge

# Inner equipment handles

## Recessed handle MA45:

Suitable for Prima hinged door

## Protruding handle MA46 – MT40

Suitable for Prima hinged door

## Finishing:

Bronze epox painted M421

LCT

MA45



MA46



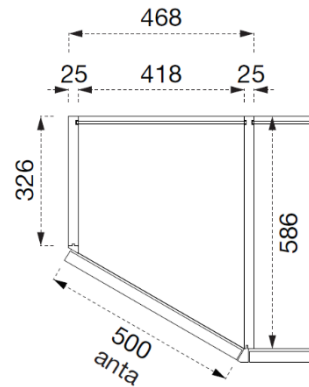
MT40



# Armadio al Centimetro – special solutions

End column available doors:

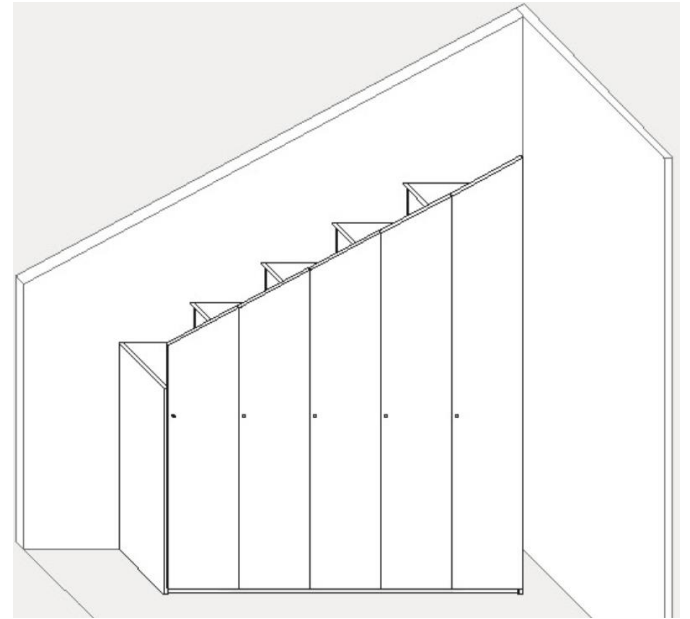
Prima  
Emery  
Text  
Ellevi  
Kyn  
Flago  
Next  
Elegant



# Armadio al Centimetro – special solutions

**Attic solutions oblique cut:**

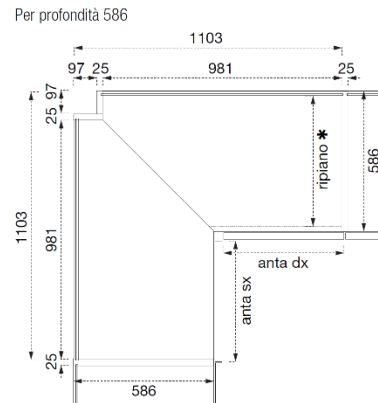
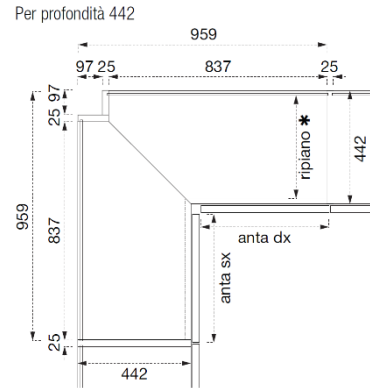
Prima  
Ellevi  
Flago  
Next  
Elegant



# Armadio al Centimetro – special solutions

## Corner column available doors:

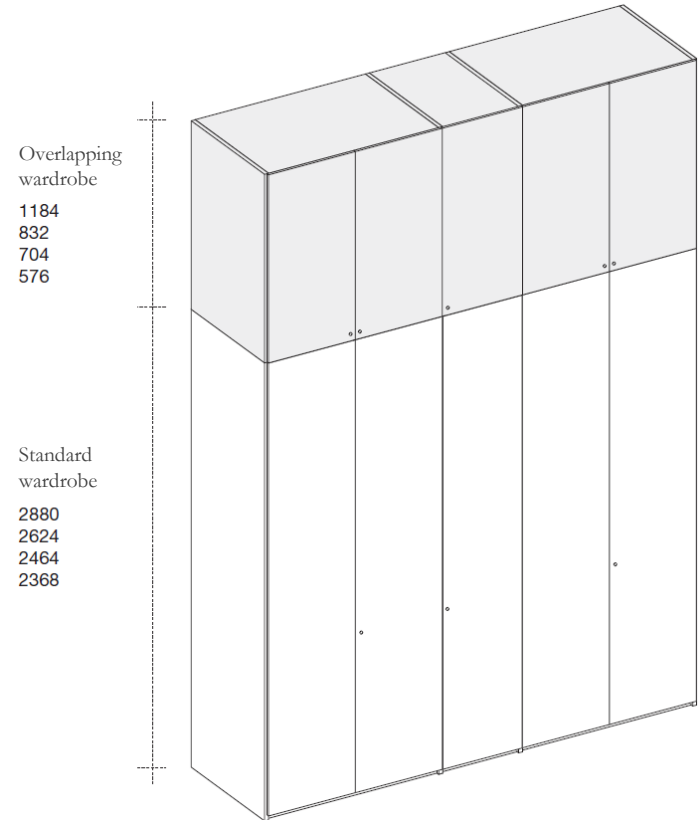
Prima  
Emery  
Warm  
Text  
Ellevi  
Naica  
Dandy  
Kyn  
Flago  
Next  
Elegant  
Nur



# Armadio al Centimetro – special solutions

Overlapping wardrobe solution available doors:

Prima  
Text



# Prima - officinadesignlema





# Prima - officinadesignlema



# Prima - hinged

Thickness 25mm

Hinged doors

L 454 – 500 – 592

H 2014 – 2334 – 2430 – 2590 – 2846

## Suitable doors handles:

MA01 – MA02 – MA03 – MA10 – MA12 – MA25 – MA33

MA40 – MA42 – MA53 – MA56 – MA58 – MA81 – MA92

MA45 – MA46 – MT40

## Suitable key:

CH02

## Finishing

Melamine

Canvas, Lino, Visone, Moka larch, Bleached larch,

Gobi, Sahara

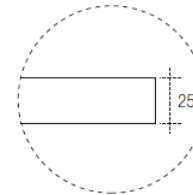
LCT

LCL

Carbone oak (vertical vein)

Heat treated oak (vertical vein)

Walnut L (vertical vein)



	2846
	2590
	2430
	2334
	2014
	1182
	830
	702
	574
454 - 500 - 592	

# Prima - sliding

Thickness 25mm

Sliding doors

L 750 – 932 – 1024 – 1208 – 1482

H 2334 – 2430 – 2590 – 2846

Sliding doors handle

Hook handle, finishing M405

## Finishing

Melamine:

Canvas, Lino, Visone, Moka larch, Bleached larch,

Gobi, Sahara

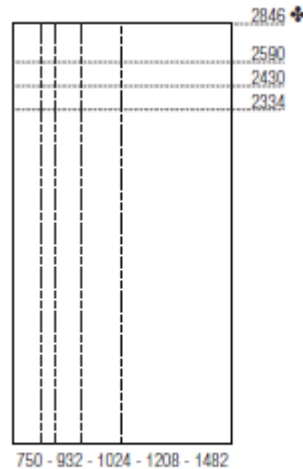
LCT

LCL

Carbone oak (vertical vein)

Heat treated oak (vertical vein)

Walnut L (vertical vein)



\*H2846 not available in L1482



# Prima - coplanar

Thickness 25mm

Coplanar doors

L 908 – 1000 – 1184 - 1458

H 2334 – 2430 – 2590

Coplanar doors handles

Horizontal handle MA40,

Vertical handle MA92

Handle finishing:

white M410, bronze M420, black M440,

aluminum M405

## Finishing

Melamine

Canvas, Lino, Visone, Moka larch, Bleached larch,

Gobi, Sahara

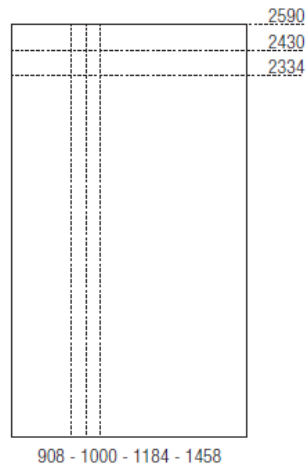
LCT

LCL

Carbone oak (vertical vein)

Heat treated oak (vertical vein)

Walnut L (vertical vein)



# Warm - david lopez quincofes



# Warm- hinged

Thickness 30mm

Hinged doors

L 454 – 500 – 592

H 2334 – 2430 – 2590 – 2846

Recessed Warm handle

Warm handle finishing M103

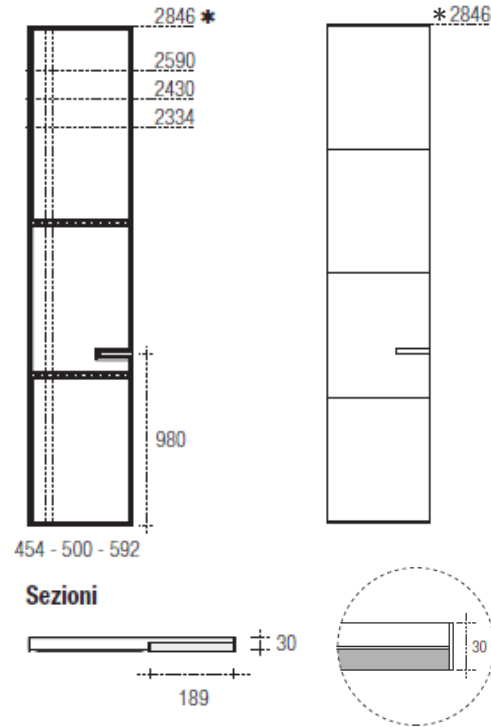
## Finishing

Light hide covering

white hide, grey hide, black hide

ivory hide, coffee hide, dove hide

natural aged-look hide, plum hide





# Warm - sliding

Thickness 30mm

Sliding doors

L 750 - 932 - 1024 - 1208

H 2334 - 2430 - 2590 - 2846

Recessed Warm handle

Warm handle finishing M103



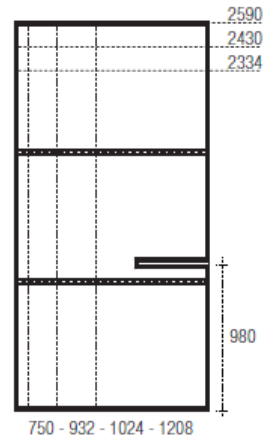
## Finishing

Light hide covering

white hide, grey hide, black hide

ivory hide, coffee hide, dove hide

natural aged-look hide, plum hide



# Warm - coplanar

Thickness 30mm

Coplanar doors

L 908 - 1000 - 1184

H 2334 - 2430 - 2590

Recessed Warm handle

Warm handle finishing M103


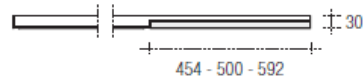
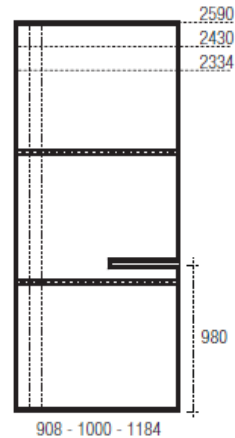
## Finishing

Light hide covering

white hide, grey hide, black hide

ivory hide, coffee hide, dove hide

natural aged-look hide, plum hide





# Text - officinadesignlema



# Text - officinadesignlema



# Text - hinged

Thickness 25mm

Hinged doors

L 454 – 500 – 592

H 2014 – 2334 – 2430 – 2590 – 2846

Handle finishing:

Bronze epox painted M421

LCT

## Finishing

Melamine

Canvas, Lino, Visone, Moka larch, Bleached larch,

Gobi, Sahara

LCT

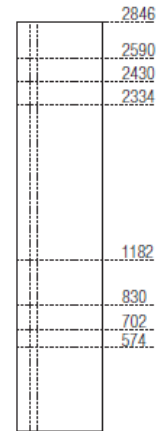
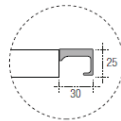
LCL

Carbone oak (vertical vein)

Heat treated oak (vertical vein)



Walnut L (vertical vein)

Clays



454 - 500 - 592

Sezioni



# Text - sliding

Thickness 25mm

Hinged doors

L 750 – 932 – 1024 – 1208 – 1482

H 2334 – 2430 – 2590 – 2846 (not available for L1482)

Handle finishing:

Bronze epox painted M421

LCT

## Finishing

Melamine

Canvas, Lino, Visone, Moka larch, Bleached larch,

Gobi, Sahara

LCT


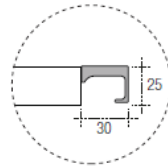
LCL

Carbone oak (vertical vein)

Heat treated oak (vertical vein)

Walnut L (vertical vein)

Clays



esterna



interna



\*H2846 not available in L1482



# Text - coplanar

Thickness 25mm

Hinged doors

L 908 – 1000 – 1184 - 1458

H 2334 – 2430 – 2590

Handle finishing:

Bronze epox painted M421

LCT

## Finishing

Melamine

Canvas, Lino, Visone, Moka larch, Bleached larch,

Gobi, Sahara

LCT

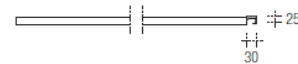

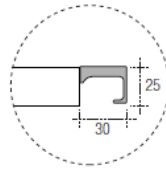
LCL

Carbone oak (vertical vein)

Heat treated oak (vertical vein)

Walnut L (vertical vein)

Clays



# Emery - officinadesignlema



# Emery - hinged

Thickness 25mm

Hinged doors

L 454 – 500 – 592

H 2334 – 2430 – 2590

## Profile and handle finishing:

Bronze epox painted M421

LCT

## Door Finishing

Mirror

Bronzed mirror

Frosted back lacquered glass in colours:

talco V210 – giada V240 – ematite V260

iridio V250

Lacquered glass:

bianco V10 – avorio V30 – yogurt V100

titanio V110 - aragosta V120 – nero V20

grigio V60 – perla V105 - tortora V115

rosso V125

## Door finishing pairing Handle finishing

talco V210 - LCT cigno 700

giada V240 – LCT grafite 918

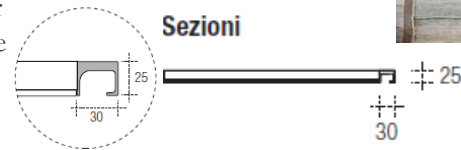
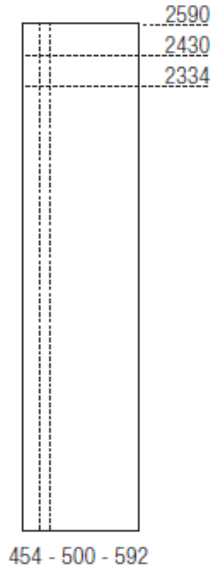
ematite V260 – LCT assenzio 479

iridio V250 – LCT basalto 920

## Note:

Hinged doors reducible both on height and width

In niche 2 doors wardrobe, door handle only available on one side of the door





# Emery - sliding

Thickness 25mm

Sliding doors

L 750 – 932 – 1024 - 1208

H 2334 – 2430 – 2590

## Profile and handle finishing:

Bronze epox painted M421

LCT

## Door Finishing

Mirror

Bronzed mirror

Frosted back lacquered glass in colours:

talco V210 – giada V240 – ematite V260

iridio V250

Lacquered glass:

bianco V10 – avorio V30 – yogurt V100

titanio V110 - aragosta V120 – nero V20

grigio V60 – perla V105 - tortora V115

rosso V125

## Door finishing pairing Handle finishing

talco V210 - LCT cigno 700

giada V240 – LCT grafite 918

ematite V260 – LCT assenzio 479

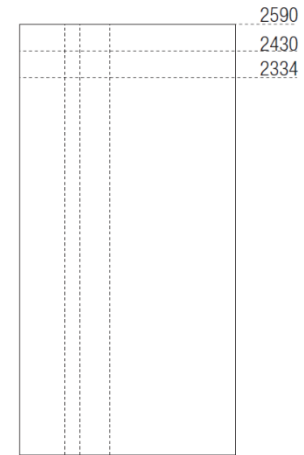
iridio V250 – LCT basalto 920

## Note:

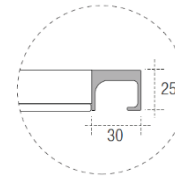
Sliding doors reducible both on height and width

The internal door handle only available on one side of the door, on the external door available on both sides

scorrevole



750 - 932 - 1024 - 1208



esterna



interna





# Emery- coplanar

Thickness 25mm

Hinged doors

L 908 – 1000 – 1184

H 2334 – 2430 – 2590

## Profile and handle finishing:

Bronze epox painted M421

LCT

## Door Finishing

Mirror

Bronzed mirror

Frosted back lacquered glass in colours:

talco V210 – giada V240 – ematite V260

iridio V250

Lacquered glass:

bianco V10 – avorio V30 – yogurt V100

titanio V110 - aragosta V120 – nero V20

grigio V60 – perla V105 - tortora V115

rosso V125

## Door finishing pairing Handle finishing

talco V210 - LCT cigno 700

giada V240 – LCT grafite 918

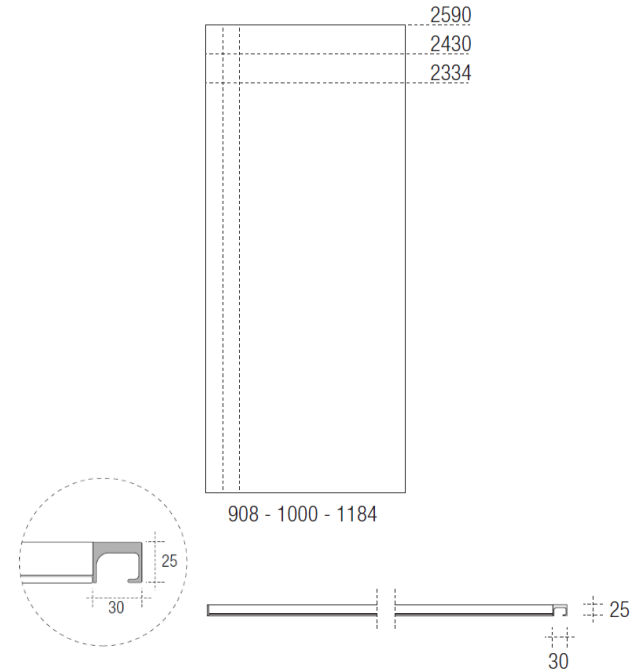
ematite V260 – LCT assenzio 479

iridio V250 – LCT basalto 920

## Note:

Coplanar doors can be reduced in height

Coplanar doors handle only available on one side of the door



# Ellevi - officinadesignlema



# Ellevi - hinged

Thickness 25mm

Hinged doors

L 454 - 500 - 592

H 2334 - 2430 - 2590 - 2846

## Profile and handle finishing:

LCT

LCL

Carbone oak

Heat-treated oak

Walnut L

## Door Finishing

LCT


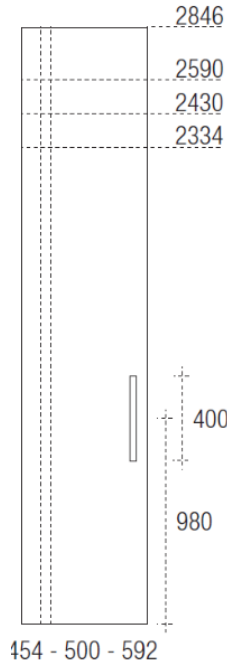
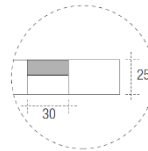
LCL

## Note:


Hinged doors reducible both on height and width

Oblique cut available

Shorter door handle (old version h460)



## Sezioni



# Ellevi - sliding

Thickness 25mm

Sliding doors

L 750 - 932 - 1024 - 1208 - 1482

H 2334 - 2430 - 2590 - 2846

## Profile and handle finishing:

LCT

LCL

Carbone oak

Heat-treated oak

Walnut L

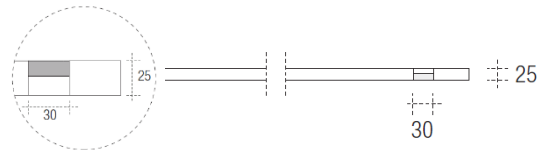

## Door Finishing

LCT

LCL

## Note:

Sliding doors reducible both on height and width



\*H2846 not available in L1482



# Ellevi - coplanar

Thickness 25mm

Coplanar doors

L 908 – 1000 – 1184 – 1458

H 2334 – 2430 – 2590

## Profile and handle finishing:

LCT

LCL

Carbone oak

Heat-treated oak

Walnut L

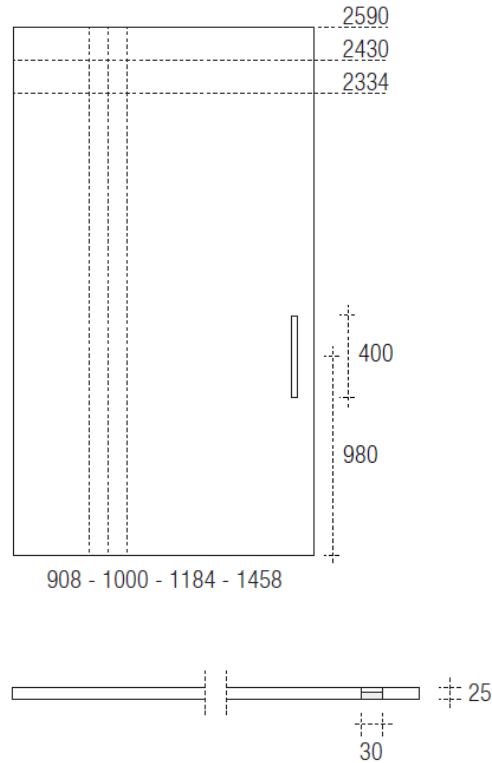
## Door Finishing

LCT

LCL

## Note:

Coplanar doors reducible on height only



# Naica - cairolì & donzelli



# Naica- hinged

Thickness 28mm

Hinged doors

L 454– 500 – 592

H 2334 – 2430 – 2590 - 2846

## Profile and handle finishing:

Metal bronze epox painted M421 – for Carbone &  
Heat-treated oak doors finishing

Metal bronze painted M420 – for Walnut L doors  
finishing

Metal LCT – for LCT doors finishing

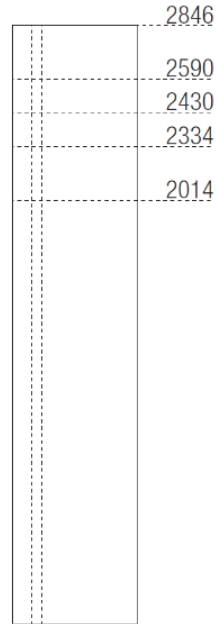
## Door Finishing

LCT

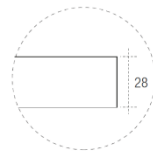
Carbone oak

Heat-treated oak

Walnut L



454 - 500 - 592



## Sezioni



# Naica- sliding

Thickness 28mm

Hinged doors

L 454– 500 – 592

H 2334 – 2430 – 2590 - 2846

## Profile and handle finishing:

Metal bronze epox painted M421 – for Carbone &  
Heat-treated oak doors finishing

Metal bronze painted M420 – for Walnut L doors  
finishing

Metal LCT – for LCT doors finishing

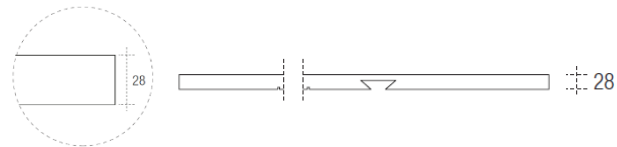

## Door Finishing

LCT

Carbone oak

Heat-treated oak

Walnut L





# Naica- coplanar

Thickness 28mm

Hinged doors

L 454– 500 – 592

H 2334 – 2430 – 2590 - 2846

## Profile and handle finishing:

Metal bronze epox painted M421 – for Carbone &  
Heat-treated oak doors finishing

Metal bronze painted M420 – for Walnut L doors  
finishing

Metal LCT – for LCT doors finishing


## Door Finishing

LCT

Carbone oak

Heat-treated oak

Walnut L



# Dandy - officinadesignlema



# Dandy - hinged

Thickness 38mm

Hinged doors

L 454 - 500 - 592

H 2334 - 2430 - 2590 - 2846

## Profile and handle finishing:

Metal bronze epox painted M421

Metal sand epox painted M455

## Door Finishing

**Mirror**

**Bronze mirror**

Transparent glass

**Grey smoked glass**

Lacquered glass:

bianco V10 - avorio V30 - yogurt V100

titanio V110 - aragosta V120 - nero V20

grigio V60

- perla V105 - tortora V115 rosso V125

Reflecting bronze glass

Bronze with fabric serigraphy glass

Textile decorative coating

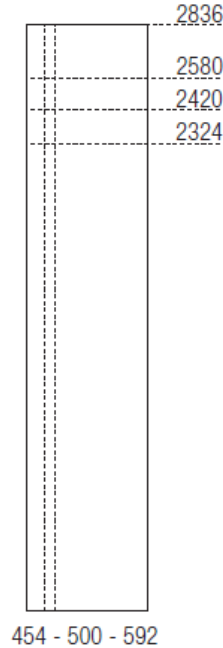
Light hide:

white CO4 - ivory C28 - dove C29

- naturale aged-looking C26 - grey

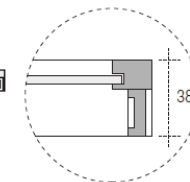
C03 - coffee C19 - black C02 -

plum C15



454 - 500 - 592

## Sezioni



# Seryasse - david lopez quincofes



# Seryasse - hinged

Thickness 27mm

Hinged doors

L 454- 500 - 592

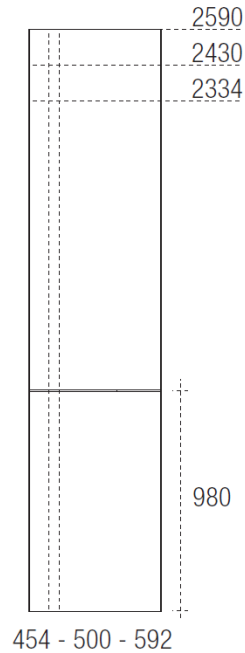
H 2334 - 2430 - 2590

**Profile and handle finishing:**

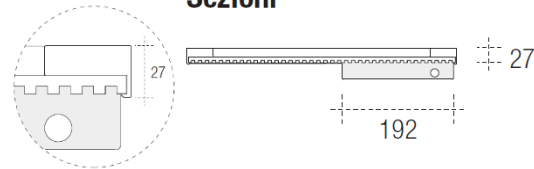
Metal bronze painted M420

**Door Finishing**

Slatted canaletto walnut



**Sezioni**





# Kyn — david lopez quincofes



# Kyn- hinged

Thickness 25mm

Hinged doors

L 454 - 500 - 592

H 2334 - 2430 - 2590 - 2846

**Profile and handle finishing:**

Metal bronze painted M420

**Door Finishing**

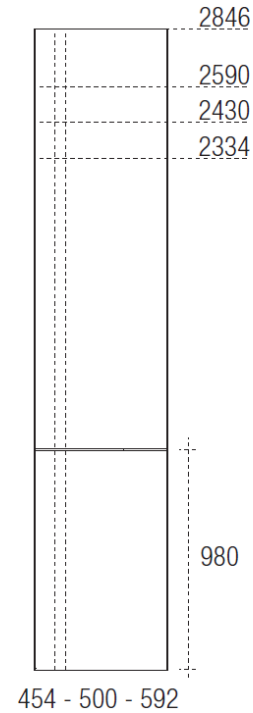
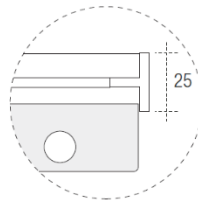
LCT

Carbone oak (vertical vein)

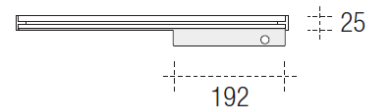
Heat-treated oak (vertical vein)

Walnut L (vertical vein)

Grey oak (horizontal vein)



**Sezioni**



# Flago – officinadesignlema





# Flago - hinged

Thickness 25mm

Hinged doors

L 454 - 500 - 592

H 2334 - 2430 - 2590 - 2846

## Profile and handle finishing:

Metal bronze epox painted M421

Metal bronze coated painted M422

Metal painted LCT

## Door Finishing

Melamine

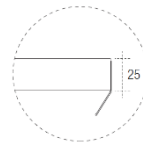
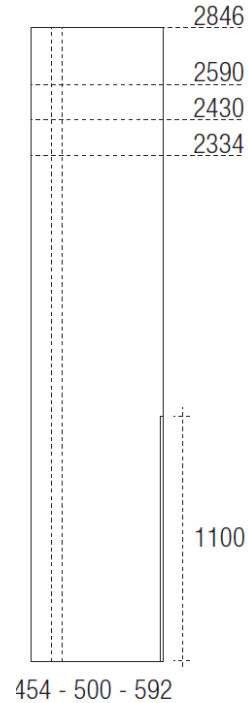
LCT

LCL



Carbone oak

Heat-treated oak

Walnut L



## Sezioni



# Next - officinadesignlema



# Next - hinged

Thickness 25mm

Hinged doors

L 454 - 500 - 592

H 2334 - 2430 - 2590 - 2846

## Profile and handle finishing:

Metal bronze epox painted M421

Metal painted LCT

## Door Finishing

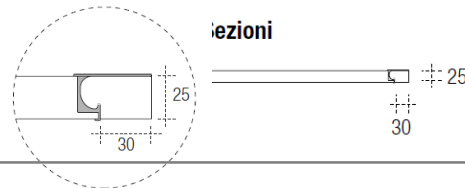
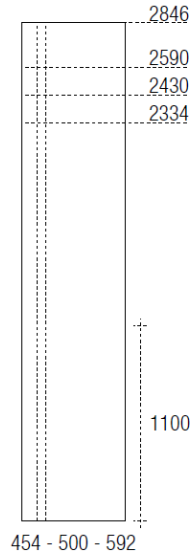
Melamine

LCT

Carbone oak

Heat-treated oak

Walnut L



# Elegant - officinadesignlema



# Elegant - hinged

Thickness 25mm

Hinged doors

L 454– 500 – 592

H 2334 – 2430 – 2590 - 2846

**Profile and handle finishing:**

LCL

LCT

Carbone oak

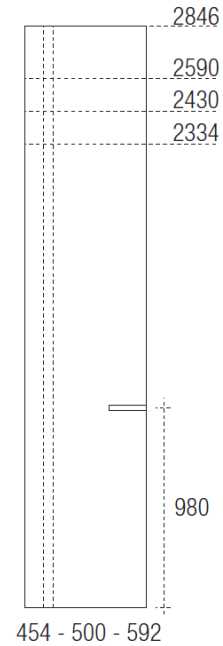
Heat-treated oak

Walnut L

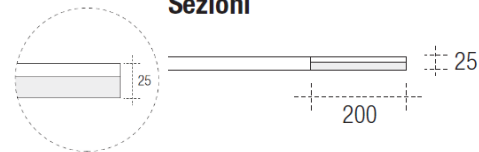
**Door Finishing**

LCT

LCL



**Sezioni**




# Nur - officinadesignlema





# Nur - officinadesignlema



# Nur- hinged

Thickness 25-28mm

Hinged doors

L 454– 500 – 592

H 2334 – 2430 – 2590 - 2846

## Profile and handle finishing:

Metal sand epox painted M455

Metal bronze painted M420

Metal painted LCT

## Door Finishing

Mirror

Bronzed mirror

Lacquered glass:

bianco V10 – avorio V30 – yogurt V100 titanio V110 -

aragosta V120 – nero V20 grigio V60 – perla V105 -

tortora V115 rosso V125

Fabric: customer – DA – DB – DC – DD - DE


Leather: basic – super – top (only cervo)

## Nur leather finishing division


2846



2590



2430



2334



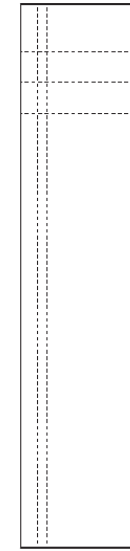
## battente

2846

2590

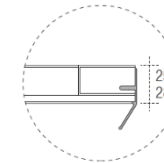
2430

2334



980

454 - 500 - 592



## Sezioni





