

Duo
Structural
Tempo

VIBIA

VIBIA

New Collections

Duo
6

Structural
18

Tempo
40

Duo

Design by Ramos & Bassols.

Natural warmth.

Simple volumes with a sculptural quality, easily integrated with the architecture of the ceilings where they are fitted allowing the lights to become focal points without being suspended.



DUO



4878, 4880




4872



Duo explores the expressive potential of wood bathed in light. Nature has been a direct source of inspiration and at the same time a design material for Ramos & Bassols. The inner surface of the shade is lined with oak veneer that evokes the tactile quality of the best wood turning work. The purist and technically sophisticated metal outer shell provides a finely calibrated contrast.



“We chose wood because it’s a natural and quality material. It lends warmth and at the same time contrasts with the surrounding metal”,
Ramos & Bassols.



Oak wood sourced from sustainable forests.

DUO



4872



4878



4874

The inverted bowl suggests a primal and enveloping form. The larger format lamp brings a marked presence and a focus of attraction. While the version with the bevelled perimeter is an exercise in originality and spontaneity. The tonal beauty of the veined oak timber veneer easily combines with other materials and timbers within the interiors it illuminates.



4870, 4872

DUO



4872

This fitting combines the natural and warm aesthetic of oak within its interior and the technical finesse of an aluminium envelope for its exterior.

It provides an even illumination through its polycarbonate diffuser.

Esta pieza combina el aspecto natural y cálido de la madera de roble en su interior, con la finura técnica del envoltorio metálico de aluminio en su exterior.

Ofrece una suave iluminación a través del difusor de policarbonato.

LED 2700 K / 4000 K. CRI>80

Ref. 4870, 4872, 4878, 4880

Dimmer: DALI, 1-10V, Push.

Regulación: DALI, 1-10V, Pulsador.

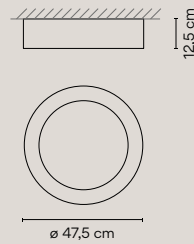
Ref. 4874, 4876

Dimmer: 1-10V, Push.

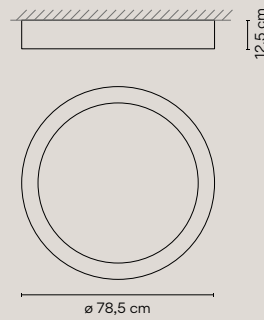
Regulación: 1-10V, Pulsador.

- Matt graphite lacquer
Lacado grafito mate
- Matt cream lacquer
Lacado crema mate
- Matt white lacquer
Lacado blanco mate

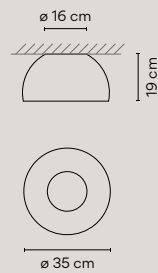
4870



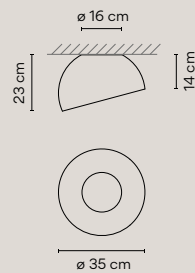
4872



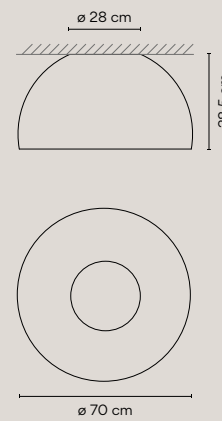
4874



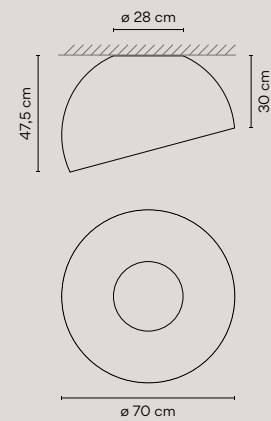
4876



4878



4880




Design by Arik Levy.

Architectonic light sculptures.
Structural deconstructs the light sources and integrates them with the architecture, placing the light in unexpected locations while generating impressive compositions of elements.

Structural





2647



STRUCTURAL



2630, 2647



2632, 2640

STRUCTURAL



“Structural is an innovative system where light, architecture and sculptural form come together. Different cubic volumen are combined or separated in space to provide a flexible solution, maintaining a spatial order” Arik Levy.



2602, 2647

STRUCTURAL



2630



2632, 2642



2632

STRUCTURAL

Through the playful combination of direct and indirect lighting, Structural provides a powerful magical light with an intense lighting effect. Made of an aluminum main body and structure.

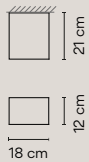
A través de la combinación de iluminación directa e indirecta, Structural proporciona una poderosa luz mágica, que baña los techos con un intenso efecto lumínico. Cuerpo y perfil de aluminio.

LED 3000 K. CRI>90

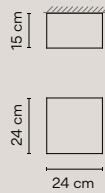
Dimmer: 1-10V.
Regulación: 1-10V.

- Matt grey lacquer
Lacado gris mate
- Matt cream lacquer
Lacado crema mate

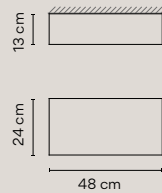
2630



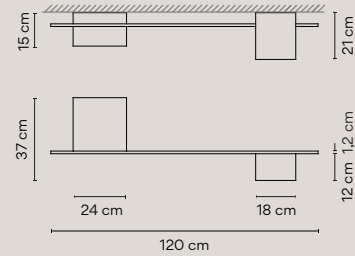
2632



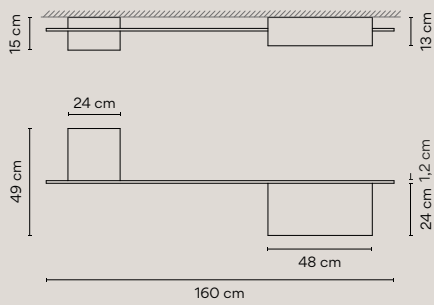
2634



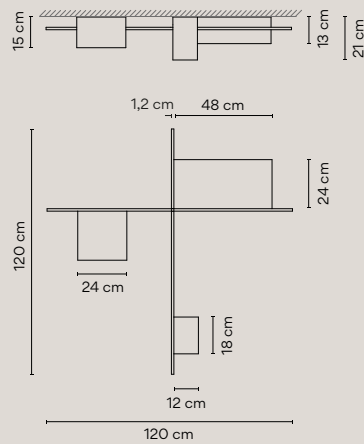
2640



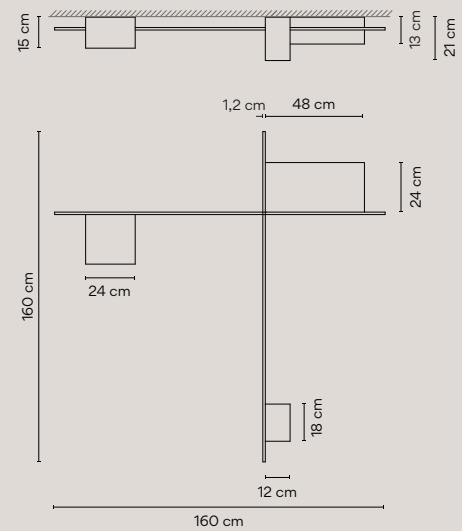
2642



2645




2647





2642



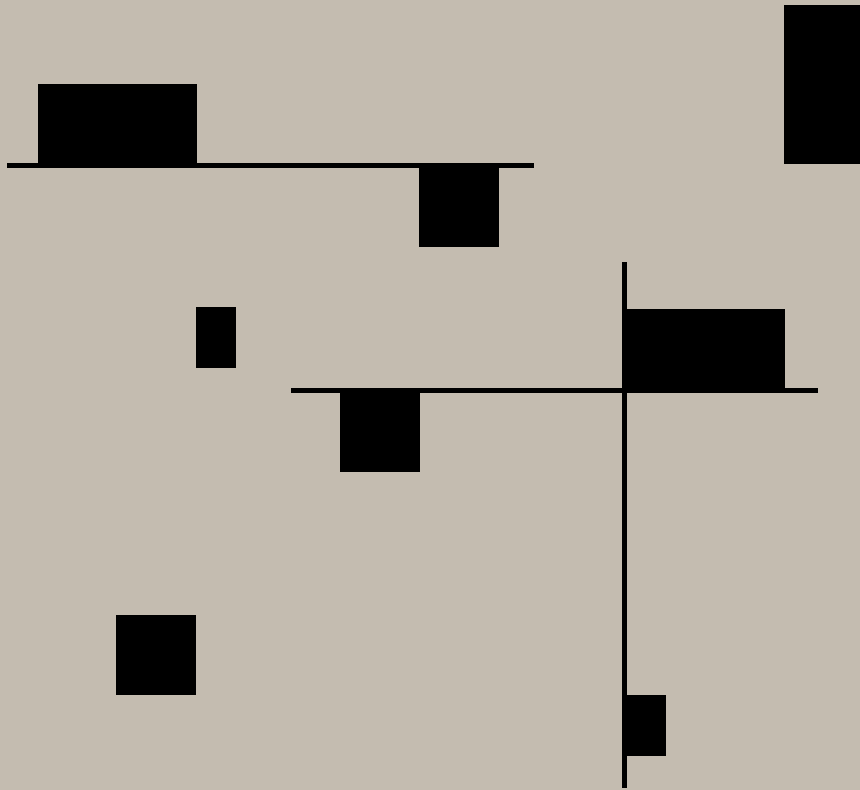


2617, 2602

STRUCTURAL



With its rectilinear language and marked coordinates, the system connects points of light in space, relating different planes and underlining its architectonic dimension. The indirect illumination and composition based on volumetric forms attenuates the effect of light and shadow.




With its assembly of light and prisms, Structural is a rationalist sculpture. Through its compact lights the composition of parallelepipeds highlights the bifurcated directionality of its lighting spell and impacting effect.

STRUCTURAL



2615, 2617





2620



2617

STRUCTURAL



2600, 2617

WALL / PARED

The wall-wall version includes two volumes that are connected via square-section metal profiles that allow for the separation of the light sources within a space and become an integral part of each composition. The Led light sources are accommodated within aluminium boxes and provide an intense illumination that nonetheless is never over powering.

La versión de pared-pared presenta dos volúmenes que están conectados mediante barras de metal de perfil cuadrado que permiten separar las fuentes en el espacio y forman parte integral de cada composición.

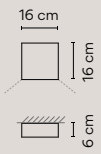
Las fuentes de luz led de alojan dentro de cajas de aluminio, proporcionando una luz intensa que jamás deslumbra.

LED 3000 K. CRI>90

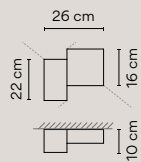
Dimmer: 1-10V.
Regulación: 1-10V.

- Matt grey lacquer
Lacado gris mate
- Matt cream lacquer
Lacado crema mate

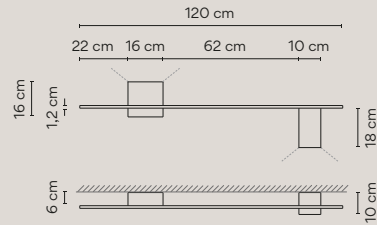
2600



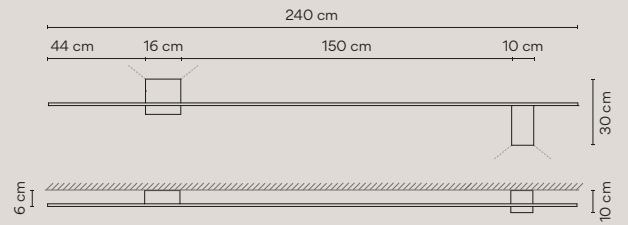
2602



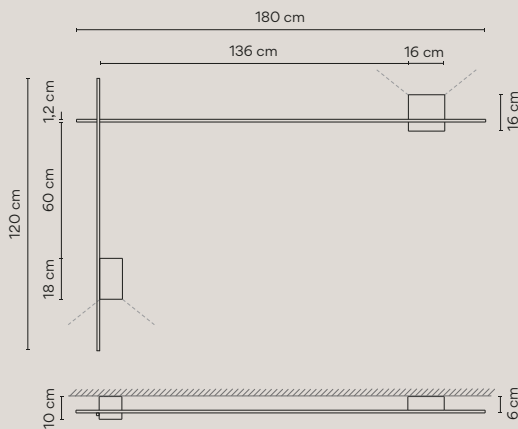
2610



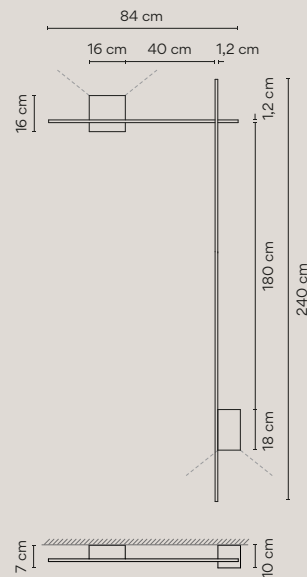
2612



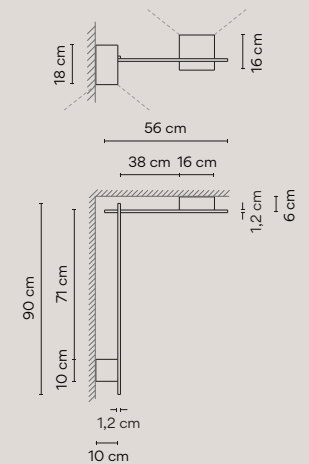
2615



2617



2620



Tempo

Design by Lievore Altherr.

Timeless character.

The Tempo collection by Lievore Altherr reclaims our collective memory of light, making it contemporary through its most essential expression. Shades with an architectonic profile recreate different ambiances bringing them right up-to-date with new additions and uses.



TEMPO





TEMPO



5758




5761

TEMPO



5764



Ref.
5757, 5759, 5761, 5763, 5765, 5767.
Recessed dimmable driver.
Regulador de intensidad empotrado
en la pared.



Ref.
5756, 5758, 5760, 5762, 5764, 5766.
Push dimmer on the cable.
With plug.
Regulación de intensidad mediante
pulsador en el cable eléctrico con
enchufe.

WALL / PARED

A collection of suspended light fittings supported by cantilevered arms. With three hand-blown glass diffusers that provide different lighting effects depending on their shapes. Two sizes of swivelling vertical brackets: short and long.

Colección de luminarias suspendidas mediante brazos en voladizo. Con tres difusores de vidrio diferentes que proporcionan efectos de iluminación distintos basados en sus diferentes formas. Dos tamaños de tija de metal: corta y larga, la cual se puede orientar.

LED 2700 K. CRI>90

Ref. 5756, 5758, 5760, 5762, 5764, 5766

Dimmer: Push.

Regulación: Pulsador.

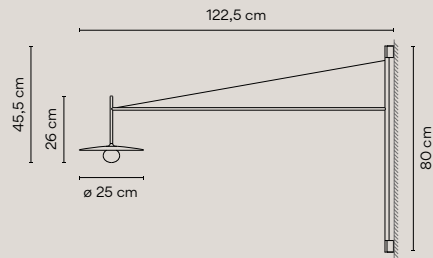
Ref. 5757, 5759, 5761, 5763, 5765, 5767

Dimmer: 1-10V, Push.

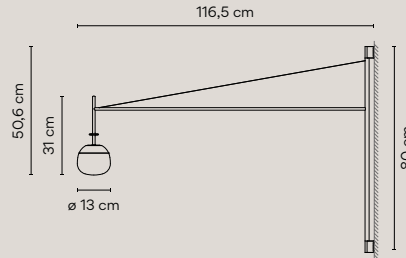
Regulación: 1-10V, Pulsador.

- Matt graphite lacquer
Lacado grafito mate
- Matt brick lacquer
Lacado terracota mate
- Matt cream lacquer
Lacado crema mate
- Matt green lacquer
Lacado verde mate

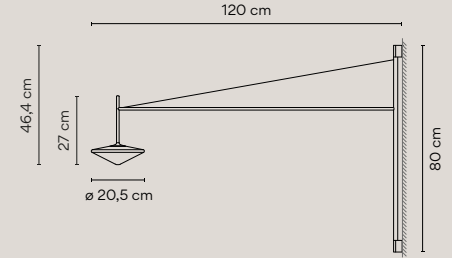
5756 5757



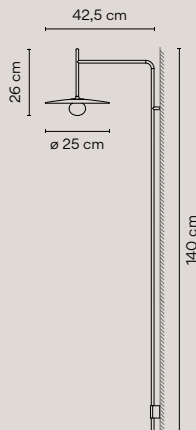
5758 5759



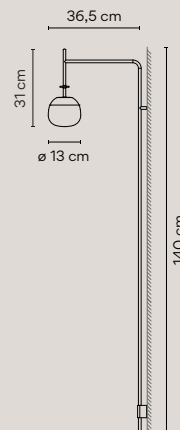
5760 5761



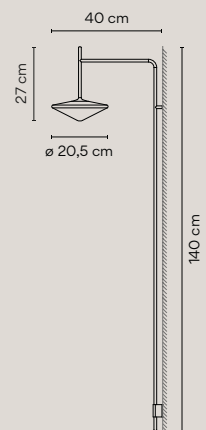
5762 5763



5764 5765



5766 5767



TEMPO

The Tempo collection is inspired by the gradation of light and the interplay of opacity, translucence and transparency. The common thread for all three typologies of the collection is the creation of atmosphere and ambience.



“With Tempo, Leds allows us to use the lightest of forms, to be less invasive within its contemporary settings”, Lievore Altherr.

PENDANTS / COLGANTES



5776

TEMPO



5770

PENDANTS / COLGANTES



5776

TEMPO





5772

TEMPO



5780, 5778, 5776

Suspended from the ceiling by a metal support structure there are three different hand-blown glass diffuser designs: the bulb and disk, the diamond shaped lamp and the oval frosted glass version. Suspendida del techo por una estructura de soporte de metal se puede optar como difusor de vidrio soplado entre tres diseños: la bombilla de disco, la lámpara de diamante y la ovalada de vidrio opalino.

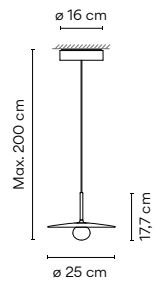
LED 2700 K. CRI>90

Dimmer: 1-10V, Push.

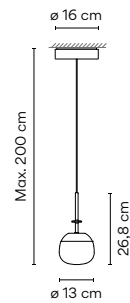
Regulación: 1-10V, Pulsador.

- Matt graphite lacquer
Lacado grafito mate
- Matt brick lacquer
Lacado terracota mate
- Matt cream lacquer
Lacado crema mate
- Matt green lacquer
Lacado verde mate

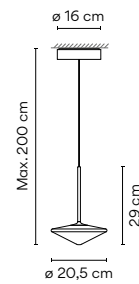
5770



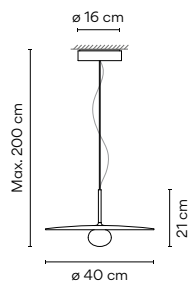
5772



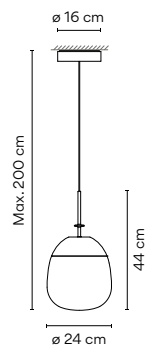
5774



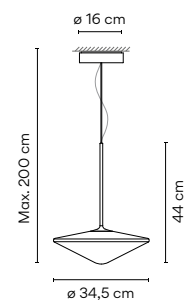
5776



5778



5780



Duo

Design by Ramos & Bassols.

Ceiling

ø 47,5 cm



4870 p. 17







ø 78,5 cm



4872 p. 17

4870
1 x LED PLATE 26,5 W.
/ 1A:
Led 2700 K. CRI >80. 2500 lm. 94,34 lm/W.
/ 4A:
Led 4000 K. CRI >80. 2890 lm. 109,6 lm/W.
Driver Constant Voltage 24V. 110-240V. 50/60Hz.
Dimmer DALI + 1-10V + Push







Diffuser: Polycarbonate.
Main Body: Aluminum.
Shade: Oak wood.
Weight 6 Kg.

4870 18 /1A Matt graphite lacquer (Adapta RF9913WX) 
4870 18 /4A Matt graphite lacquer (Adapta RF9913WX) 
4870 58 /1A Matt cream lacquer (RAL 7044) 
4870 58 /4A Matt cream lacquer (RAL 7044) 
4870 93 /1A Matt white lacquer (RAL 9016) 
4870 93 /4A Matt white lacquer (RAL 9016) 

LED  IP20  CE  Dimmer  Bi-volt  EAC 

4872
1 x LED PLATE 50 W.
/ 1A:
Led 2700 K. CRI >80. 5127 lm. 102,54 lm/W.
/ 4A:
Led 4000 K. CRI >80. 5926,81 lm. 118,54 lm/W.
Driver Constant Voltage 24V. 110-240V. 50/60Hz.
Dimmer DALI + 1-10V + Push

Diffuser: Polycarbonate.
Body: Aluminum.
Shade: Oak wood.
Weight 17 Kg.

4872 18 /1A Matt graphite lacquer (Adapta RF9913WX) 
4872 18 /4A Matt graphite lacquer (Adapta RF9913WX) 
4872 58 /1A Matt cream lacquer (RAL 7044) 
4872 58 /4A Matt cream lacquer (RAL 7044) 
4872 93 /1A Matt white lacquer (RAL 9016) 
4872 93 /4A Matt white lacquer (RAL 9016) 

LED  IP20  CE  Dimmer  Bi-volt  EAC 



4874 p.17



4876 p.17



4878 p.17



4880 p.17

4874

1 x LED PLATE 12 W.

/ 1B:

Led 2700 K. CRI >80. 1100 lm. 91,67 lm/W.

/ 4B:

Led 4000 K. CRI >80. 1271,6 lm. 105,97 lm/W.

Driver Constant Voltage 24V. 110-240V. 50/60Hz.

Dimmer 1-10V + Push

Diffuser: Polycarbonate.

Body: Aluminum.

Shade: Oak wood.

Weight 4 Kg.

4874 18 /1B Matt graphite lacquer (Adapta RF9913WX)

4874 18 /4B Matt graphite lacquer (Adapta RF9913WX)

4874 58 /1B Matt cream lacquer (RAL 7044)

4874 58 /4B Matt cream lacquer (RAL 7044)

4874 93 /1B Matt white lacquer (RAL 9016)

4874 93 /4B Matt white lacquer (RAL 9016)



4876

1 x LED PLATE 12 W.

/ 1B:

Led 2700 K. CRI >80. 1100 lm. 91,67 lm/W.

/ 4B:

Led 4000 K. CRI >80. 1271,6 lm. 105,97 lm/W.

Driver Constant Voltage 24V. 110-240V. 50/60Hz.

Dimmer 1-10V + Push

Diffuser: Polycarbonate.

Body: Aluminum.

Shade: Oak wood.

Weight 4 Kg.

4876 18 /1B Matt graphite lacquer (Adapta RF9913WX)

4876 18 /4B Matt graphite lacquer (Adapta RF9913WX)

4876 58 /1B Matt cream lacquer (RAL 7044)

4876 58 /4B Matt cream lacquer (RAL 7044)

4876 93 /1B Matt white lacquer (RAL 9016)

4876 93 /4B Matt white lacquer (RAL 9016)



4878

1 x LED PLATE 26,5 W.

/ 1A:

Led 2700 K. CRI >80. 2500 lm. 94,34 lm/W.

/ 4A:

Led 4000 K. CRI >80. 2890 lm. 109,06 lm/W.

Driver Constant Voltage 24V. 110-240V. 50/60 Hz.

Dimmer DALI + 1-10V + Push

Diffuser: Polycarbonate.

Body: Aluminum.

Shade: Oak wood.

Weight 14 Kg.

4878 18 /1A Matt graphite lacquer (Adapta RF9913WX)

4878 18 /4A Matt graphite lacquer (Adapta RF9913WX)

4878 58 /1A Matt cream lacquer (RAL 7044)

4878 58 /4A Matt cream lacquer (RAL 7044)

4878 93 /1A Matt white lacquer (RAL 9016)

4878 93 /4A Matt white lacquer (RAL 9016)



4880

1 x LED PLATE 26,5 W.

/ 1A:

Led 2700 K. CRI >80. 2500 lm. 94,34 lm/W.

/ 4A:

Led 4000 K. CRI >80. 2890 lm. 109,06 lm/W.

Driver Constant Voltage 24V. 110-240V. 50/60 Hz.

Dimmer DALI + 1-10V + Push

Diffuser: Polycarbonate.

Body: Aluminum.

Shade: Oak wood.

Weight 14 Kg.

4880 18 /1A Matt graphite lacquer (Adapta RF9913WX)

4880 18 /4A Matt graphite lacquer (Adapta RF9913WX)

4880 58 /1A Matt cream lacquer (RAL 7044)

4880 58 /4A Matt cream lacquer (RAL 7044)

4880 93 /1A Matt white lacquer (RAL 9016)

4880 93 /4A Matt white lacquer (RAL 9016)



Structural

Design by Arik Levy.

Wall

2600 p. 39

2602 p. 39

2610 p. 39

2612 p. 39

16 cm



26 cm



120 cm



240 cm



2600
1 x LED 6W 24V.
Led 3000 K. CRI >90. 708 lm. 118 lm/W.
Driver Constant Voltage 24V. 110-240V. 50/60Hz.
Dimmer 1-10V.

Diffuser: Polycarbonate.
Main body: Aluminum.
Structures: Aluminum.
Weight 0,9 Kg.

2600 18 /23 Matt grey lacquer (RAL 7031) ●
2600 58 /23 Matt cream lacquer (RAL 7044) ●

LED IP20 CE Dimmer Bi-volt EAC

2602
2 x LED 6W 24V.
Led 3000 K. CRI >90. 1416 lm. 118 lm/W.
Driver Constant Voltage 24V. 110-240V. 50/60Hz.
Dimmer 1-10V.

Diffuser: Polycarbonate.
Main body: Aluminum.
Structures: Aluminum.
Weight 1,9 Kg.

2602 18 /23 Matt grey lacquer (RAL 7031) ●
2602 58 /23 Matt cream lacquer (RAL 7044) ●

LED IP20 CE Dimmer Bi-volt EAC

2610
2 x LED 6W 24V.
Led 3000 K. CRI >90. 1416 lm. 118 lm/W.
Driver Constant Voltage 24V. 110-240V. 50/60Hz.
Dimmer 1-10V.

Diffuser: Polycarbonate.
Main body: Aluminum.
Structures: Aluminum.
Weight 2,4 Kg.

2610 18 /23 Matt grey lacquer (RAL 7031) ●
2610 58 /23 Matt cream lacquer (RAL 7044) ●

LED IP20 CE Dimmer Bi-volt EAC

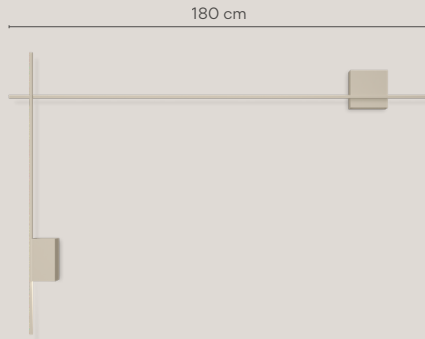
2612
2 x LED 6W 24V.
Led 3000 K. CRI >90. 1416 lm. 118 lm/W.
Driver Constant Voltage 24V. 110-240V. 50/60Hz.
Dimmer 1-10V.

Diffuser: Polycarbonate.
Main body: Aluminum.
Structures: Aluminum.
Weight 2,6 Kg.


2612 18 /23 Matt grey lacquer (RAL 7031) ●
2612 58 /23 Matt cream lacquer (RAL 7044) ●

LED IP20 CE Dimmer Bi-volt EAC

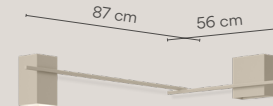
2615 p. 39



2617 p. 39



2620 p. 39



2615

2 x LED 6W 24V.
 Led 3000 K. CRI >90. 1416 lm. 118 lm/W.
 Driver Constant Voltage 24V. 110-240V. 50/60Hz.
 Dimmer 1-10V.

Diffuser: Polycarbonate.
 Main body: Aluminum.
 Structures: Aluminum.
 Weight 2,9 Kg.

2615 18 /23 Matt grey lacquer (RAL 7031)

2615 58 /23 Matt cream lacquer (RAL 7044)

LED IP20 CE Dimmer Bi-volt EAC

2617

2 x LED 6W 24V.
 Led 3000 K. CRI >90. 1416 lm. 118 lm/W.
 Driver Constant Voltage 24V. 110-240V. 50/60Hz.
 Dimmer 1-10V.

Diffuser: Polycarbonate.
 Main body: Aluminum.
 Structures: Aluminum.
 Weight 2,9 Kg.

2617 18 /23 Matt grey lacquer (RAL 7031)

2617 58 /23 Matt cream lacquer (RAL 7044)

LED IP20 CE Dimmer Bi-volt EAC

2620

2 x LED 6W 24V.
 Led 3000 K. CRI >90. 1416 lm. 118 lm/W.
 Driver Constant Voltage 24V. 110-240V. 50/60Hz.
 Dimmer 1-10V.

Diffuser: Polycarbonate.
 Main body: Aluminum.
 Structures: Aluminum.
 Weight 2,4 Kg.

2620 18 /23 Matt grey lacquer (RAL 7031)

2620 58 /23 Matt cream lacquer (RAL 7044)

LED IP20 CE Dimmer Bi-volt EAC

Structural

Design by Arik Levy.

Ceiling

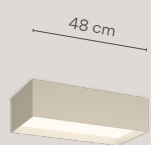
2630 p. 28



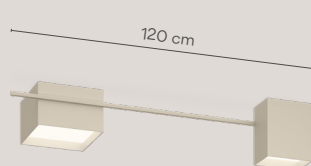
2632 p. 28



2634 p. 28





2640 p. 28



2630
1 x LED 6W 24V.
Led 3000 K. CRI >90. 708 lm. 118 lm/W.
Driver Constant Voltage 24V. 110-240V. 50/60Hz.
Dimmer 1-10V.



Diffuser: Polycarbonate.
Main body: Aluminum.
Structures: Aluminum.
Weight 2,5, Kg.

2630 18 /23 Matt grey lacquer (RAL 7031) 
2630 58 /23 Matt cream lacquer (RAL 7044) 

LED  IP20  CE  Dimmer  Bi-volt  EAC 

2632
1 x LED 17W 24V.
Led 3000 K. CRI >90. 2006 lm. 118 lm/W.
Driver Constant Voltage 24V. 110-240V. 50/60Hz.
Dimmer 1-10V.



Diffuser: Polycarbonate.
Main body: Aluminum.
Structures: Aluminum.
Weight 2,9 Kg.

2632 18 /23 Matt grey lacquer (RAL 7031) 
2632 58 /23 Matt cream lacquer (RAL 7044) 

LED  IP20  CE  Dimmer  Bi-volt  EAC 

2634
1 x LED 34W 24V.
Led 3000 K. CRI >90. 4012 lm. 118 lm/W.
Driver Constant Voltage 24V. 110-240V. 50/60Hz.
Dimmer 1-10V.



Diffuser: Polycarbonate.
Main body: Aluminum.
Structures: Aluminum.
Weight 3,9 Kg.

2634 18 /23 Matt grey lacquer (RAL 7031) 
2634 58 /23 Matt cream lacquer (RAL 7044) 

LED  IP20  CE  Dimmer  Bi-volt  EAC 

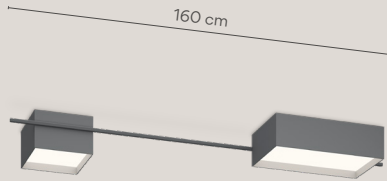
2640
1 x LED 17W 24V.
1 x LED 6W 24V.
Led 3000 K. CRI >90. 2714 lm. 118 lm/W.
Driver Constant Voltage 24V. 110-240V. 50/60Hz.
Dimmer 1-10V.

Diffuser: Polycarbonate.
Main body: Aluminum.
Structures: Aluminum.
Weight 5,5 Kg.

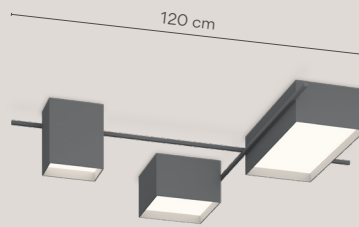
2640 18 /23 Matt grey lacquer (RAL 7031) 
2640 58 /23 Matt cream lacquer (RAL 7044) 

LED  IP20  CE  Dimmer  Bi-volt  EAC 

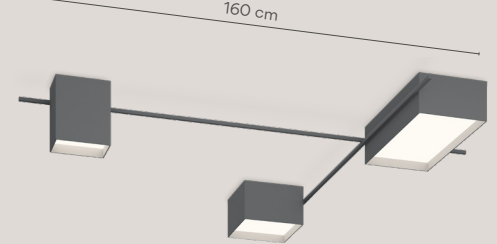
2642 p. 28



2645 p. 28



2647 p. 28



2642

1 x LED 17W 24V.
 1 x LED 34W 24V.
Led 3000 K. CRI >90. 6018 lm. 118 lm/W.
Driver Constant Voltage 24V. 110-240V. 50/60Hz.
Dimmer 1-10V.

Diffuser: Polycarbonate.
 Main body: Aluminum.
 Structures: Aluminum.
 Weight 7,5 Kg.

2642 18 /23 Matt grey lacquer (RAL 7031)

2642 58 /23 Matt cream lacquer (RAL 7044)



2645

1 x LED 17W 24V.
 1 x LED 34W 24V.
 1 x LED 6W 24V.
Led 3000 K. CRI >90. 6726 lm. 118 lm/W.
Driver Constant Voltage 24V. 110-240V. 50/60Hz.
Dimmer 1-10V.

Diffuser: Polycarbonate.
 Main body: Aluminum.
 Structures: Aluminum.
 Weight 9,5 Kg.

2645 18 /23 Matt grey lacquer (RAL 7031)

2645 58 /23 Matt cream lacquer (RAL 7044)



2647

1 x LED 17W 24V.
 1 x LED 34W 24V.
 1 x LED 6W 24V.
Led 3000 K. CRI >90. 6726 lm. 118 lm/W.
Driver Constant Voltage 24V. 110-240V. 50/60Hz.
Dimmer 1-10V.

Diffuser: Polycarbonate.
 Main body: Aluminum.
 Structures: Aluminum.
 Weight 10,2 Kg.

2647 18 /23 Matt grey lacquer (RAL 7031)

2647 58 /23 Matt cream lacquer (RAL 7044)



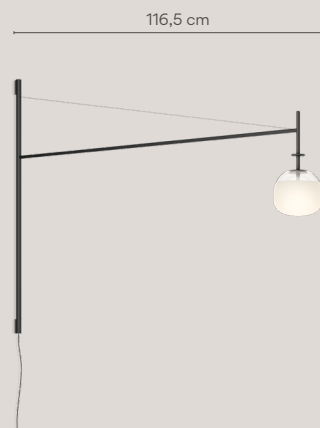
Tempo

Design by Lievore Altherr.

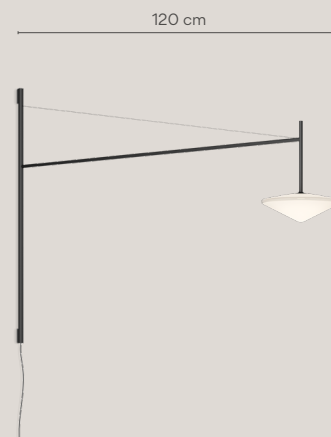
Wall




5756 5757 p. 47



5758 5759 p. 47



5760 5761 p. 47



Ref.
5757, 5759, 5761.
Recessed dimmable driver.
Regulador de intensidad
empotrado en la pared.



Ref.
5756, 5758, 5760.
Push dimmer on the cable.
With plug.
Regulación de intensidad
mediante pulsador en el cable
eléctrico con enchufe.


<p>5756 1 x LED 4 W 350mA. Led 2700 K. CRI >90. 550 lm. 137,50 lm/W. Driver Constant Current 350 mA. 220-240V. 50/60Hz. Dimmer Push. Push dimmer on the cable. With plug (380cm)</p>	<p>Diffuser: Blown-glass. Main body: Aluminum. Structures: Iron. Weight 2,5 Kg.</p>	<p>5756 18 /15 Matt graphite lacquer (ADAPTA RF9913WX)  5756 35 /15 Matt brick lacquer (NCS S 4040-Y70R)  5756 58 /15 Matt cream lacquer (RAL 7044)  5756 62 /15 Matt green lacquer (NCS S 3010-G20Y) </p>
<p>LED  IP20  CE  Dimmer  EAC </p>		
<p>5757 1 x LED 4 W 350mA. Led 2700 K. CRI >90. 550 lm. 137,50 lm/W. Driver Constant Current 350 mA. 220-240V. 50/60Hz. Dimmer 1-10V + Push. Recessed dimmable driver (150 cm)</p>	<p>Diffuser: Blown-glass. Main body: Aluminum. Structures: Iron. Weight 2,5 Kg.</p>	<p>5757 18 /1B Matt graphite lacquer (ADAPTA RF9913WX)  5757 35 /1B Matt brick lacquer (NCS S 4040-Y70R)  5757 58 /1B Matt cream lacquer (RAL 7044)  5757 62 /1B Matt green lacquer (NCS S 3010-G20Y) </p>
<p>LED  IP20  CE  Dimmer  EAC </p>		
<p>5758 1 x LED 4 W 350mA. Led 2700 K. CRI >90. 550 lm. 137,50 lm/W. Driver Constant Current 350 mA. 220-240V. 50/60Hz. Dimmer Push. Push dimmer on the cable. With plug (380cm)</p>	<p>Diffuser: Blown-glass. Main body: Aluminum. Structures: Iron. Weight 1,7 Kg.</p>	<p>5758 18 /15 Matt graphite lacquer (ADAPTA RF9913WX)  5758 35 /15 Matt brick lacquer (NCS S 4040-Y70R)  5758 58 /15 Matt cream lacquer (RAL 7044)  5758 62 /15 Matt green lacquer (NCS S 3010-G20Y) </p>
<p>LED  IP20  CE  Dimmer  EAC </p>		
<p>5759 1 x LED 4 W 350mA. Led 2700 K. CRI >90. 550 lm. 137,50 lm/W. Driver Constant Current 350 mA. 220-240V. 50/60Hz. Dimmer 1-10V + Push. Recessed dimmable driver (150 cm)</p>	<p>Diffuser: Blown-glass. Main body: Aluminum. Structures: Iron. Weight 1,7 Kg.</p>	<p>5759 18 /1B Matt graphite lacquer (ADAPTA RF9913WX)  5759 35 /1B Matt brick lacquer (NCS S 4040-Y70R)  5759 58 /1B Matt cream lacquer (RAL 7044)  5759 62 /1B Matt green lacquer (NCS S 3010-G20Y) </p>
<p>LED  IP20  CE  Dimmer  EAC </p>		
<p>5760 1 x LED 4 W 350mA. Led 2700 K. CRI >90. 550 lm. 137,50 lm/W. Driver Constant Current 350 mA. 220-240V. 50/60Hz. Dimmer Push. Push dimmer on the cable. With plug (380cm)</p>	<p>Diffuser: Blown-glass. Main body: Aluminum. Structures: Iron. Weight 1,9 Kg.</p>	<p>5760 18 /15 Matt graphite lacquer (ADAPTA RF9913WX)  5760 35 /15 Matt brick lacquer (NCS S 4040-Y70R)  5760 58 /15 Matt cream lacquer (RAL 7044)  5760 62 /15 Matt green lacquer (NCS S 3010-G20Y) </p>
<p>LED  IP20  CE  Dimmer  EAC </p>		
<p>5761 1 x LED 4 W 350mA. Led 2700 K. CRI >90. 550 lm. 137,50 lm/W. Driver Constant Current 350 mA. 220-240V. 50/60Hz. Dimmer 1-10V + Push. Recessed dimmable driver (150 cm)</p>	<p>Diffuser: Blown-glass. Main body: Aluminum. Structures: Iron. Weight 1,9 Kg.</p>	<p>5761 18 /1B Matt graphite lacquer (ADAPTA RF9913WX)  5761 35 /1B Matt brick lacquer (NCS S 4040-Y70R)  5761 58 /1B Matt cream lacquer (RAL 7044)  5761 62 /1B Matt green lacquer (NCS S 3010-G20Y) </p>
<p>LED  IP20  CE  Dimmer  EAC </p>		

Tempo

Design by Lievore Altherr.

Wall

42,5 cm



5762 5763 p. 47

36,5 cm



5764 5765 p. 47

40 cm



5766 5767 p. 47



Ref.
5763, 5765, 5767.
Recessed dimmable driver.
Regulador de intensidad
empotrado en la pared.




Ref.
5762, 5764, 5766.
Push dimmer on the cable.
With plug.
Regulación de intensidad
mediante pulsador en el cable
eléctrico con enchufe.

5762


1 x LED 4 W 350mA.
Led 2700 K. CRI >90. 550 lm. 137,50 lm/W.
Driver Constant Current 350 mA. 220-240V. 50/60Hz.
Dimmer Push.

Push dimmer on the cable. With plug (300cm)

Diffuser: Blown-glass.
 Main body: Aluminum.
 Structures: Iron.
 Weight 2 Kg.

5762 18 /15 Matt graphite lacquer (ADAPTA RF9913WX) 

5762 35 /15 Matt brick lacquer (NCS S 4040-Y70R) 

5762 58 /15 Matt cream lacquer (RAL 7044) 

5762 62 /15 Matt green lacquer (NCS S 3010-G20Y) 


LED  IP20  CE  Dimmer  EAC 


5763


1 x LED 4 W 350mA.
Led 2700 K. CRI >90. 550 lm. 137,50 lm/W.
Driver Constant Current 350 mA. 220-240V. 50/60Hz.
Dimmer 1-10V + Push.


Recessed dimmable driver (150 cm)

Diffuser: Blown-glass.
 Main body: Aluminum.
 Structures: Iron.
 Weight 2 Kg.

5763 18 /1B Matt graphite lacquer (ADAPTA RF9913WX) 

5763 35 /1B Matt brick lacquer (NCS S 4040-Y70R) 

5763 58 /1B Matt cream lacquer (RAL 7044) 

5763 62 /1B Matt green lacquer (NCS S 3010-G20Y) 


LED  IP20  CE  Dimmer  EAC 


5764


1 x LED 4 W 350mA.
Led 2700 K. CRI >90. 550 lm. 137,50 lm/W.
Driver Constant Current 350 mA. 220-240V. 50/60Hz.
Dimmer Push.


Push dimmer on the cable. With plug (300cm)

Diffuser: Blown-glass.
 Main body: Aluminum.
 Structures: Iron.
 Weight 1,25 Kg.

5764 18 /15 Matt graphite lacquer (ADAPTA RF9913WX) 

5764 35 /15 Matt brick lacquer (NCS S 4040-Y70R) 

5764 58 /15 Matt cream lacquer (RAL 7044) 

5764 62 /15 Matt green lacquer (NCS S 3010-G20Y) 


LED  IP20  CE  Dimmer  EAC 


5765


1 x LED 4 W 350mA.
Led 2700 K. CRI >90. 550 lm. 137,50 lm/W.
Driver Constant Current 350 mA. 220-240V. 50/60Hz.
Dimmer 1-10V + Push.


Recessed dimmable driver (150 cm)

Diffuser: Blown-glass.
 Main body: Aluminum.
 Structures: Iron.
 Weight 1,25 Kg.

5765 18 /1B Matt graphite lacquer (ADAPTA RF9913WX) 

5765 35 /1B Matt brick lacquer (NCS S 4040-Y70R) 

5765 58 /1B Matt cream lacquer (RAL 7044) 

5765 62 /1B Matt green lacquer (NCS S 3010-G20Y) 


LED  IP20  CE  Dimmer  EAC 


5766


1 x LED 4 W 350mA.
Led 2700 K. CRI >90. 550 lm. 137,50 lm/W.
Driver Constant Current 350 mA. 220-240V. 50/60Hz.
Dimmer Push.


Push dimmer on the cable. With plug (300cm)

Diffuser: Blown-glass.
 Main body: Aluminum.
 Structures: Iron.
 Weight 1,45 Kg.

5766 18 /15 Matt graphite lacquer (ADAPTA RF9913WX) 

5766 35 /15 Matt brick lacquer (NCS S 4040-Y70R) 

5766 58 /15 Matt cream lacquer (RAL 7044) 

5766 62 /15 Matt green lacquer (NCS S 3010-G20Y) 


LED  IP20  CE  Dimmer  EAC 


5767


1 x LED 4 W 350mA.
Led 2700 K. CRI >90. 550 lm. 137,50 lm/W.
Driver Constant Current 350 mA. 220-240V. 50/60Hz.
Dimmer 1-10V + Push.


Recessed dimmable driver (150 cm)

Diffuser: Blown-glass.
 Main body: Aluminum.
 Structures: Iron.
 Weight 1,45 Kg.

5767 18 /1B Matt graphite lacquer (ADAPTA RF9913WX) 

5767 35 /1B Matt brick lacquer (NCS S 4040-Y70R) 

5767 58 /1B Matt cream lacquer (RAL 7044) 

5767 62 /1B Matt green lacquer (NCS S 3010-G20Y) 

LED  IP20  CE  Dimmer  EAC 

Tempo

Design by Lievore Altherr.

Pendants



ø 25 cm

5770 p. 55



ø 13 cm

5772 p. 55



ø 20,5 cm

5774 p. 55



ø 40 cm

5776 p. 55



ø 24 cm

5778 p. 55




ø 34,5 cm


5780 p. 55


5770


1 x LED 4 W 350mA.
Led 2700 K. CRI >90. 550 lm. 137,50 lm/W.
Driver Constant Current 350 mA. 110-220V. 50/60Hz.
Dimmer 1-10V + Push.

Diffuser: Blown-glass.
 Main body: Aluminum.
 Structures: Iron.
 Weight 2 Kg.

5770 18 /1B Matt graphite lacquer (ADAPTA RF9913WX) 

5770 35 /1B Matt brick lacquer (NCS S 4040-Y70R) 

5770 58 /1B Matt cream lacquer (RAL 7044) 


5770 62 /1B Matt green lacquer (NCS S 3010-G20Y) 

LED  IP20  CE  Dimmer  Bi-volt  EAC 


5772


1 x LED 4 W 350mA.
Led 2700 K. CRI >90. 550 lm. 137,50 lm/W.
Driver Constant Current 350 mA. 110-220V. 50/60Hz.
Dimmer 1-10V + Push.

Diffuser: Blown-glass.
 Main body: Aluminum.
 Structures: Iron.
 Weight 1,2 Kg.

5772 18 /1B Matt graphite lacquer (ADAPTA RF9913WX) 

5772 35 /1B Matt brick lacquer (NCS S 4040-Y70R) 

5772 58 /1B Matt cream lacquer (RAL 7044) 


5772 62 /1B Matt green lacquer (NCS S 3010-G20Y) 


LED  IP20  CE  Dimmer  Bi-volt  EAC 


5774


1 x LED 4 W 350mA.
Led 2700 K. CRI >90. 550 lm. 137,50 lm/W.
Driver Constant Current 350 mA. 110-220V. 50/60Hz.
Dimmer 1-10V + Push.

Diffuser: Blown-glass.
 Main body: Aluminum.
 Structures: Iron.
 Weight 1,4 Kg.

5774 18 /1B Matt graphite lacquer (ADAPTA RF9913WX) 

5774 35 /1B Matt brick lacquer (NCS S 4040-Y70R) 

5774 58 /1B Matt cream lacquer (RAL 7044) 


5774 62 /1B Matt green lacquer (NCS S 3010-G20Y) 


LED  IP20  CE  Dimmer  Bi-volt  EAC 


5776


1 x LED 4 W 350mA.
Led 2700 K. CRI >90. 550 lm. 137,50 lm/W.
Driver Constant Current 350 mA. 110-220V. 50/60Hz.
Dimmer 1-10V + Push.

Diffuser: Blown-glass.
 Main body: Aluminum.
 Structures: Iron.
 Weight 4 Kg.

5776 18 /1B Matt graphite lacquer (ADAPTA RF9913WX) 

5776 35 /1B Matt brick lacquer (NCS S 4040-Y70R) 

5776 58 /1B Matt cream lacquer (RAL 7044) 


5776 62 /1B Matt green lacquer (NCS S 3010-G20Y) 


LED  IP20  CE  Dimmer  Bi-volt  EAC 


5778


1 x LED 4 W 350mA.
Led 2700 K. CRI >90. 550 lm. 137,50 lm/W.
Driver Constant Current 350 mA. 110-220V. 50/60Hz.
Dimmer 1-10V + Push.

Diffuser: Blown-glass.
 Main body ceiling: Aluminum.
 Structures: Iron.
 Weight 2,5 Kg.

5778 18 /1B Matt graphite lacquer (ADAPTA RF9913WX) 

5778 35 /1B Matt brick lacquer (NCS S 4040-Y70R) 

5778 58 /1B Matt cream lacquer (RAL 7044) 


5778 62 /1B Matt green lacquer (NCS S 3010-G20Y) 


LED  IP20  CE  Dimmer  Bi-volt  EAC 


5780


1 x LED 4 W 350mA.
Led 2700 K. CRI >90. 550 lm. 137,50 lm/W.
Driver Constant Current 350 mA. 110-220V. 50/60Hz.
Dimmer 1-10V + Push.

Diffuser: Blown-glass.
 Main body ceiling: Aluminum.
 Structures: Iron.
 Weight 2,5 Kg.

5780 18 /1B Matt graphite lacquer (ADAPTA RF9913WX) 

5780 35 /1B Matt brick lacquer (NCS S 4040-Y70R) 

5780 58 /1B Matt cream lacquer (RAL 7044) 

5780 62 /1B Matt green lacquer (NCS S 3010-G20Y) 

LED  IP20  CE  Dimmer  Bi-volt  EAC 

The content of this catalogue may be changed or cancelled at the discretion of the VIBIA management without prior notice.

VIBIA se reserva el derecho de efectuar cualquier modificación y anulación de los productos del catálogo vigente sin previo aviso alguno.

Acknowledgements/ Agradecimientos

Minim Barcelona

DomesticoRent

NaniMarquina

Arper

Photographer: © Gerhardt Kellermann (page 50)

Architects: Garcia Tamjidi Photographer: Joe Fletcher (page 16,29)

Vibia Lighting, S.L.U.

Spain & Portugal T. +34 934 796 970

International T. +34 934 796 971

vibia@vibialighting.com

www.vibia.com

