


**davide groppi**

N O V E L T I E S



**CLIC**

A tiny gesture, a slight sound, an essential interaction.  
At last, our mobile switch.  
An element that has always accompanied light has now been interpreted in our own language: simple, intuitive, discrete.  
A purely functional object reduced to its essence.  
Available in a range of power configurations.

Un piccolo gesto, un suono leggero, un'interazione essenziale.  
Finalmente, il nostro interruttore mobile.  
Un elemento che da sempre accompagna la luce, ora ripensato con il nostro linguaggio: semplice, intuitivo, discreto.  
Un oggetto di pura funzione, ridotto al suo fondamento.  
Disponibile in diverse configurazioni di alimentazione.

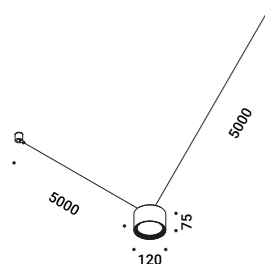


taO is a suspended black body that is free to exist wherever you wish.  
Challenging gravity, it seems to float, deconstructing the visual balance of its weight.  
The thin power cable becomes a graphic feature that crosses space lightly,  
an instrument that becomes an idea.  
Once again, an exercise of absence and essence.  
A gesture that reduces light to its most abstract dimension,  
between symbology and function.

taO è un corpo nero sospeso, libero di esistere dove lo si desidera.  
Sfida la gravità, sembra galleggiare e scompone l'equilibrio visivo della massa.  
Il suo sottile cavo di alimentazione diventa un segno grafico che attraversa lo spazio  
con leggerezza e da strumento si trasforma in idea.  
Ancora una volta, un esercizio di assenza ed essenza.  
Un gesto che riduce la luce alla sua dimensione più astratta, tra ideografia e funzione.

Luminaire UL certification pending. Available for CN market.

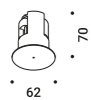
Apparecchio illuminante con certificazione UL in corso. Disponibile per mercato CN.



**taO**  
 Max 18W  
 Max 500mA DC  
 2700K - 1859lm / 3000K - 1943lm  
 CRI >90  
 Beam 22°  
 CE IP20

Matt Black - 2700K	1A6110400.27.20
Matt Black - 3000K	1A6110400.30.20

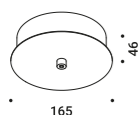
**Compulsory accessories / Accessori obbligatori**



<b>Recessed suspension kit for 12,5 mm plasterboard / Kit di sospensione da incasso per cartongesso 12,5 mm</b> Not included		
Matt White	For electrical cables - 1 Piece - Plasterboard cut-out Ø 44 mm Minimum space for mounting 70 mm	1X0000300.04.00
Matt Black	For electrical cables - 1 Piece - Plasterboard cut-out Ø 44 mm Minimum space for mounting 70 mm	1X0000400.04.00



<b>Ceiling suspension kit / Kit di sospensione da soffitto</b> Not included		
Matt White	For electrical cables - 1 Piece	1X0010300.04.00
Matt Black	For electrical cables - 1 Piece	1X0010400.04.00



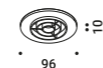
<b>Kit ceiling rose with driver / Kit rosone e alimentatore</b> Not included		
Matt White	Input 220-240V - 50/60Hz - Output 500mA - 20W - IP20 - DALI	1X0180300.01.00
Matt Black	Input 220-240V - 50/60Hz - Output 500mA - 20W - IP20 - DALI	1X0180400.01.00
Matt White	Input 220-240V - 50/60Hz - Output 500mA - 20W - IP20 - PUSH	1X0180300.02.00
Matt Black	Input 220-240V - 50/60Hz - Output 500mA - 20W - IP20 - PUSH	1X0180400.02.00
Matt White	Input 220-240V - 50/60Hz - Output 500mA - 20W - IP20 - 1-10V	1X0180300.03.00
Matt Black	Input 220-240V - 50/60Hz - Output 500mA - 20W - IP20 - 1-10V	1X0180400.03.00
Matt White	Input 220-240V - 50/60Hz - Output 500mA - 20W - IP20 - TRIAC/IGBT	1X0180300.04.00
Matt Black	Input 220-240V - 50/60Hz - Output 500mA - 20W - IP20 - TRIAC/IGBT	1X0180400.04.00

<b>Remote driver / Alimentatore remoto</b> Not included		
220-240V	500mA/20W/IP20/TRIAC/IGBT	1Z0240850.500
220-240V(110-127V)	500mA/25W(13,5W)/IP20/DALI - PUSH - 1-10V	1Z0241270.500

**Optional accessories / Accessori opzionali**



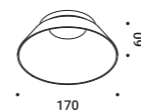
<b>Soft filter / Filtro soft</b> Not included		
Standard		1X0190000.03.00



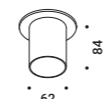
<b>Louvre 1 / Frangiluce 1</b> Not included		
Matt Black		1X0190400.10.00



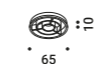
<b>Louvre 2 / Frangiluce 2</b> Not included		
Matt Black		1X0190400.11.00



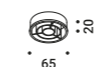
<b>Parabola</b> Not included		
Matt Black		1X0190400.08.00




<b>Snoot</b> Not included		
Matt Black		1X0190400.09.00



<b>Louvre 3 / Frangiluce 3</b> Not included		
Matt Black	For Parabola - Snoot	1X0190400.12.00



<b>Louvre 4 / Frangiluce 4</b> Not included		
Matt Black	For Parabola - Snoot	1X0190400.13.00





Think, read, converse.

In a cosy, intimate space. A light that stays by your side, a silent and never invasive presence. A tilting stem supports a small, adjustable head that precisely directs the light. The Extradark technology shapes the light beam, reducing glare and creating a sharp, defined light, ideal for those looking for full visual control. An object that moves naturally, becoming a floor lamp accompanying gestures and movement, or a light that redefines the concept of the table lamp.

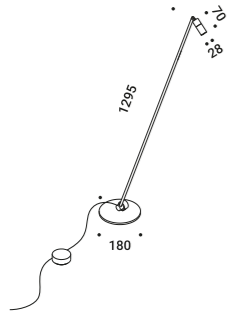
Pensare, leggere, conversare.

In uno spazio intimo, raccolto. Una luce che ti sta accanto, presenza muta, mai invadente. Uno stelo inclinabile sostiene una piccola testa orientabile che dirige la luce con precisione. La tecnologia Extradark modella l'emissione luminosa, riduce il riverbero e crea un'illuminazione netta, definita, perfetta per chi cerca il massimo controllo visivo. Un oggetto che si sposta con naturalezza e diventa lampada da terra, che accompagna il gesto e il movimento, o lampada da tavolo, che riconfigura l'archetipo della luce d'appoggio.



Luminaire UL certification pending. CCC certification pending.

Apparecchio illuminante con certificazione UL in corso. Certificazione CCC in corso.



6W

100-240V - 50/60Hz

2700K - 250lm / 3000K - 258lm

CRI >90

Beam 25°

UGR <19

Driver with plug included

Dimmer on board

CE IP20

Natural Aluminium - 2700K - Dimmer on board	1A5600000.27.06
---	-----------------

Natural Aluminium - 3000K - Dimmer on board	1A5600000.30.06
---	-----------------

Matt Black - 2700K - Dimmer on board	1A5600400.27.06
--------------------------------------	-----------------

Matt Black - 3000K - Dimmer on board	1A5600400.30.06
--------------------------------------	-----------------





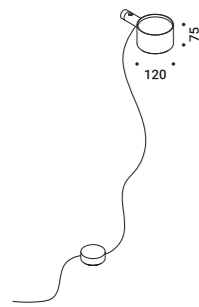
Space becomes a photography set.  
A place to be interpreted and transformed by light, with the same freedom and precision used to define a shot. This is where we started from. We created a combinable, versatile lighting system, inspired by photography equipment.  
A base, a modular stem, an adjustable, movable spotlight that adapts to every need.  
To direct the light with a touch, precisely defining perspectives and volumes.  
Diffusers, spotlights, filters, louvres, snoots: accessories used to sculpt and shape the light, from direct lighting to soft, diffused light.  
A tiny invention ensures the constant tension of the thin power cable,

Lo spazio come set fotografico.  
Un luogo da interpretare e trasformare attraverso la luce, con la stessa libertà e precisione di chi modella un'inquadratura. Siamo partiti da qui.  
Abbiamo creato un sistema illuminante aggregabile e versatile, ispirato alle attrezzature dei fotografi. Una base, uno stelo componibile, un proiettore traslabile e orientabile che si adatta a ogni esigenza.  
Per dirigere la luce con un gesto e definire con esattezza prospettive e volumi.  
Diffusori, riflettori, filtri, frangiluce, snoot: accessori che permettono di scolpire la luce, di plasmarla, di passare da un'illuminazione diretta e incisiva a una luce morbida e diffusa.  
Una piccola invenzione assicura la costante tensione del sottile cavo di alimentazione.



Luminaire UL certification pending. CCC certification pending.

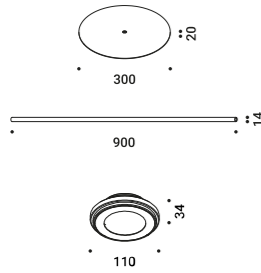
Apparecchio illuminante con certificazione UL in corso. Certificazione CCC in corso.



Max 18W  
 100-240V - 50/60Hz  
 Driver with plug included  
 Dimmer on board  
 LED module not included  
 Black cable Max 3700 mm head to switch  
**CE** **IP20**

Matt Black - Dimmer on board	1A6120400.00.06
------------------------------	-----------------

**Compulsory accessories / Accessori obbligatori**

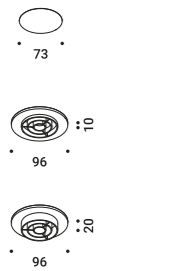


<b>Base</b>		Not included
Matt Black		1X0190400.01.00

<b>Stem / Stelo</b>		Not included
Matt Black	Max 3 stems	1X0190400.02.00

<b>DG111 LED module / Modulo LED DG111</b>		Not included
16,7W - 22° - 500mA DC - 2700K - 1859lm - CRI >90 - Energy Efficiency F - Dimmable		1A3890000.27.20
16,7W - 22° - 500mA DC - 3000K - 1943lm - CRI >90 - Energy Efficiency F - Dimmable		1A3890000.30.20
16,7W - 36° - 500mA DC - 2700K - 1795lm - CRI >90 - Energy Efficiency F - Dimmable		1A3900000.27.20
16,7W - 36° - 500mA DC - 3000K - 1890lm - CRI >90 - Energy Efficiency F - Dimmable		1A3900000.30.20

**Optional accessories / Accessori opzionali**

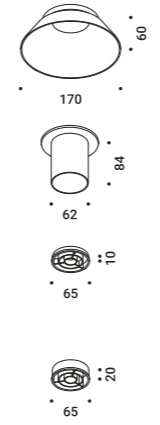


<b>Soft filter / Filtro soft</b>		Not included
Standard		1X0190000.03.00

<b>Louvre 1 / Frangiluce 1</b>		Not included
Matt Black		1X0190400.10.00

<b>Louvre 2 / Frangiluce 2</b>		Not included
Matt Black		1X0190400.11.00

**Optional accessories / Accessori opzionali**




<b>Parabola</b>		Not included
Matt Black		1X0190400.08.00

<b>Snoot</b>		Not included
Matt Black		1X0190400.09.00

<b>Louvre 3 / Frangiluce 3</b>		Not included
Matt Black	For Parabola - Snoot	1X0190400.12.00

<b>Louvre 4 / Frangiluce 4</b>		Not included
Matt Black	For Parabola - Snoot	1X0190400.13.00

<b>Reflector Ø 80 / Riflettore Ø 80</b>		Not included
Matt White		1X0190300.04.00





The starting point?

A luminous mark that appears and defines the space.

A mobile floor or table lamp that evokes the suspension between light and shadow.

A special optical system focuses a perfect circle of light on the ceiling to create a precise, almost metaphysical effect. A clear boundary between dark and light, an intangible yet elegantly manifested presence. Light can be transformed, becoming colour and suggesting unique atmospheres. An essential gesture that shapes new perceptions and designs space with the lightness of intuition.

Il punto di partenza?

Un segno luminoso che appare e definisce lo spazio.

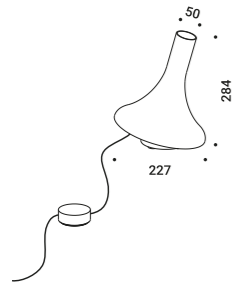
Una lampada mobile, da tavolo o da terra, capace di evocare la sospensione tra luce e ombra. Uno speciale sistema ottico mette perfettamente a fuoco un cerchio di luce sul soffitto e crea un effetto preciso, quasi metafisico. Un confine nitido tra il chiaro e lo scuro, una presenza immateriale che si manifesta con eleganza.

La luce può trasformarsi, diventare colore, suggerire atmosfere inedite.

Un gesto essenziale per dare forma a nuove percezioni e disegnare lo spazio con la leggerezza dell'intuizione.

Colored filters included. Luminaire UL certification pending. CCC certification pending.

Filtri colorati inclusi. Apparecchio illuminante con certificazione UL in corso. Certificazione CCC in corso.



16W  
100-240V - 50/60Hz  
5000K - 541lm  
CRI >90  
Driver with plug included  
Dimmer on board

CE □ IP20

Gravity Black - 5000K - Dimmer on board

1A5642700.50.06





## CALMA

Alberto Zattin / 2025



A soft light that discretely embraces the space. CALMA is a diffused light wall or ceiling lamp that creates cosy, intimate atmospheres.

An 18-cm-diameter opaline glass ball turns light into intangible matter, eliminating any hardness or contrast.

Lighting that does not glare, but welcomes.

That does not impose, but accompanies.

Perfect when light has to remain in the background, without being noticed.

Available in matt white, matt black and polished gold.

Una luce morbida che avvolge lo spazio con discrezione. CALMA è una lampada da parete o da soffitto a luce diffusa, che crea atmosfere intime e raccolte.

Un vetro sferico opalino da 18 cm di diametro trasforma la luce in materia impalpabile ed elimina ogni durezza, ogni contrasto.

Un'illuminazione che non abbaglia, ma accoglie.

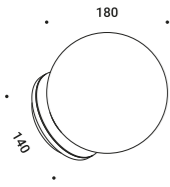
Che non impone, ma accompagna.

Perfetta quando la luce deve esistere senza farsi notare, restando sullo sfondo.

Disponibile in bianco opaco, nero opaco e oro lucido.

Luminaire UL certification pending. CCC certification pending.

Apparecchio illuminante con certificazione UL in corso. Certificazione CCC in corso.



Max 15W - E27  
 100-240V - 50/60Hz  
 ON/OFF  
 Bulb not included  
 CE IP20

Matt White - ON/OFF	1A6050300.00.00
Matt Black - ON/OFF	1A6050400.00.00
Polished Gold - ON/OFF	1A6051900.00.00


#### Optional accessories / Accessori opzionali



LED - E27 - A60	Not included
220-240V - 11,2W - 360° - 2700K - 1521lm - CRI >90 - Energy Efficiency D - Dimmable	1Y0330790







When light becomes fun.

RACE OF LIGHTS is an electrified toy track that carries current to power tiny car-lamps.

The track can be set up as you desire, becoming the base for designing your own lighting system. The car-lamps are fixed with magnets, allowing you to freely create ever-changing compositions. A simple and intuitive system, where light can be moved and reinvented whenever you wish.

A project that turns child's play into an inventive light experience.

Quando la luce diventa divertimento.

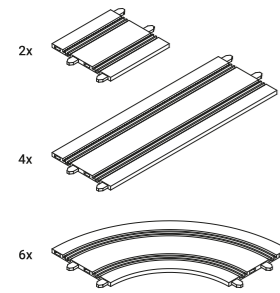
RACE OF LIGHTS è una pista giocattolo elettrificata, che porta corrente e alimenta piccole auto-lampadine. Il percorso si compone a piacimento e diventa la base per costruire

il proprio disegno di luce. Le auto-lampadine si fissano magneticamente, per creare composizioni libere e mutevoli. Un sistema semplice e intuitivo, dove la luce può essere spostata e reinventata in ogni momento. Un progetto che trasforma un'idea infantile in un'esperienza luminosa, tra gioco e invenzione.

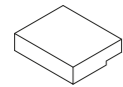
Luminaire UL certification pending. Available for CN market.

Apparecchio illuminante con certificazione UL in corso. Disponibile per mercato CN.

## Compulsory accessories / Accessori obbligatori



<b>Race track kit / Kit pista da corsa</b>		Not included
Matt Black		1A6070400.01.00



<b>Power connector / Elemento di alimentazione</b>		Not included
Matt Black		1A6070400.02.00



<b>End cap / Elemento di chiusura</b>		Not included
Matt Black		1A6070400.03.00



<b>Green light-car / Auto luminosa verde</b>		Not included
Matt Black	24V DC - 1W	1A6070400.04.00



<b>White light-car / Auto luminosa bianca</b>		Not included
Matt Black	24V DC - 1W - 3000K	1A6070400.05.00



<b>Red light-car / Auto luminosa rossa</b>		Not included
Matt Black	24V DC - 1W	1A6070400.06.00

<b>Remote driver / Alimentatore remoto</b>		Not included
220-240V(100-127V)	24V/22W(12W)/IP20/ON/OFF	1Z0240410

<b>Driver with plug / Alimentatore con spina</b>		Not included
Matt Black	Input 110-240V - 50/60Hz - Output 24V DC - 18W - IP20	1Z0431020





Light and transparency are the true stars of this project.

We have always liked to think heretically, evoking mystery, magic and seduction.

MAGIA is now available in "DOWN" version as well.

The new module expands MAGIA application possibilities and it is the ideal solution for bringing light to tables and sideboards.

It can be used in combination with "SIDE" module.

La luce e la trasparenza sono le vere protagoniste di questo progetto.

Da sempre ci piace pensare in modo eretico, evocando mistero, magia e seduzione.

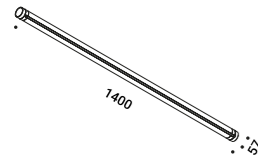
Da oggi MAGIA è disponibile anche in versione "DOWN".

Il nuovo modulo amplia le possibilità di impiego di MAGIA ed è la soluzione ideale per portare la luce su tavoli e sideboard.

È possibile l'utilizzo combinato con il modulo "SIDE".

Luminaire UL certification pending. Available for CN market.

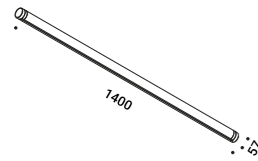
Apparecchio illuminante con certificazione UL in corso. Disponibile per mercato CN.

**MAGIA SIDE**

19W  
24V DC  
2700K - 1272lm / 3000K - 1312lm  
CRI >90  
Driver not included



Polished Gold - 2700K	1A5761900.27.20
Polished Gold - 3000K	1A5761900.30.20
Polished Black Chrome - 2700K	1A5762800.27.20
Polished Black Chrome - 3000K	1A5762800.30.20

**MAGIA DOWN**

19W  
24V DC  
2700K - 1272lm / 3000K - 1312lm  
CRI >90  
Driver not included



Polished Gold - 2700K	1A5771900.27.20
Polished Gold - 3000K	1A5771900.30.20
Polished Black Chrome - 2700K	1A5772800.27.20
Polished Black Chrome - 3000K	1A5772800.30.20

**Compulsory accessories / Accessori obbligatori**

<b>Unipolar wire - 6 m / Cavo unipolare - 6 m</b>			Not included
1 Piece - Max 60V DC	Max 3 modules	1A4730000.00.00	



<b>Recessed suspension kit for 12,5 mm plasterboard / Kit di sospensione da incasso per cartongesso 12,5 mm</b>			Not included
Matt White	For electrical cables - 1 Piece - Plasterboard cut-out Ø 44 mm Minimum space for mounting 70 mm	1X0000300.02.00	
Matt Black	For electrical cables - 1 Piece - Plasterboard cut-out Ø 44 mm Minimum space for mounting 70 mm	1X0000400.02.00	



<b>Ceiling suspension kit / Kit di sospensione da soffitto</b>			Not included
Matt White	For electrical cables - 1 Piece	1X0010300.02.00	
Matt Black	For electrical cables - 1 Piece	1X0010400.02.00	

<b>Ceiling driver / Driver da soffitto</b>			Not included
Matt White	Input 220-240V - 50/60Hz - Output 24V - 21W - IP20 DALI - PUSH - 1-10V - TRIAC - Max 1 module	1A4780300.00.05	

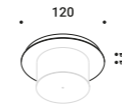
<b>Ceiling driver / Driver da soffitto</b>			Not included
Matt White	Input 110-240V - 50/60Hz - Output 24V - 60W - IP20 DALI - PUSH - 1-10V - TRIAC - Max 3 module	1A4740300.00.05	

<b>Remote driver / Alimentatore remoto</b>			Not included
100-240V	24V/50W/IP20/ON/OFF - Max 1 module	1Z1120490	

<b>Remote driver / Alimentatore remoto</b>			Not included
100-240V	24V/80W/IP20/ON/OFF - Max 3 modules	1Z1120440	

**Compulsory accessories / Accessori obbligatori**

<b>Remote driver / Alimentatore remoto</b>			Not included
100-240V	24V/150W/IP67/1-10V	Max 6 modules	1Z1120500
<b>Controller</b>			Not included
DALI - PUSH - 0/1-10V - TRIAC - IP20			1Z2170010

**Optional accessories / Accessori opzionali**

<b>Wall adapter plate / Piastra di adattamento da parete</b>			Not included
Matt White	For mounting on brick masonry walls	1X0050300.01.00	

## SOTTILE SISTEMA

Daide Groppi / 2025



A minimally elegant sign of light becomes even more versatile.

From today, SOTTILE is also available in 800 mm and 1100 mm lengths.

A new connection system joins several modules with the same lighting point, freely positioning them to create ever-different configurations.

Lines that meet, bend, trace light, changing shapes and adapting precisely to the space.

Light that follows the architecture, amplifying its depths.

Un segno di luce, minimo ed elegante, che diventa ancora più versatile.

Da oggi SOTTILE è disponibile anche nelle lunghezze da 800 mm e 1100 mm.

Un nuovo sistema di connessione permette di unire più moduli con lo stesso punto luce e di orientarli liberamente, creando configurazioni sempre diverse.

Linee che si incontrano, si piegano, tracciano geometrie leggere e mutevoli, adattandosi allo spazio con precisione.

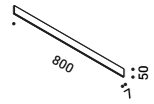
Luce che segue l'architettura e ne amplifica la profondità.

# SOTTILE SISTEMA

Davide Groppi / 2025

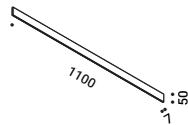
Luminaire UL certification pending. Available for CN market.

Apparecchio illuminante con certificazione UL in corso. Disponibile per mercato CN.



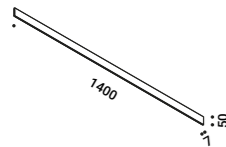
**SOTTILE SISTEMA - 800**  
10W  
24V DC  
2700K - 380lm / 3000K - 400lm  
CRI >90  
Driver not included  
CE IP20 E

Matt White - 2700K	1A6370300.27.20
Matt White - 3000K	1A6370300.30.20
Matt Black - 2700K	1A6370400.27.20
Matt Black - 3000K	1A6370400.30.20
Brushed Bronze - 2700K	1A6372900.27.20
Brushed Bronze - 3000K	1A6372900.30.20
Brushed Black - 2700K	1A6373600.27.20
Brushed Black - 3000K	1A6373600.30.20



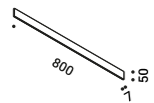
**SOTTILE SISTEMA - 1100**  
14W  
24V DC  
2700K - 536lm / 3000K - 564lm  
CRI >90  
Driver not included  
CE IP20 E

Matt White - 2700K	1A6390300.27.20
Matt White - 3000K	1A6390300.30.20
Matt Black - 2700K	1A6390400.27.20
Matt Black - 3000K	1A6390400.30.20
Brushed Bronze - 2700K	1A6392900.27.20
Brushed Bronze - 3000K	1A6392900.30.20
Brushed Black - 2700K	1A6393600.27.20
Brushed Black - 3000K	1A6393600.30.20



**SOTTILE SISTEMA - 1400**  
19W  
24V DC  
2700K - 693lm / 3000K - 729lm  
CRI >90  
Driver not included  
CE IP20 E

Matt White - 2700K	1A6350300.27.20
Matt White - 3000K	1A6350300.30.20
Matt Black - 2700K	1A6350400.27.20
Matt Black - 3000K	1A6350400.30.20
Brushed Bronze - 2700K	1A6352900.27.20
Brushed Bronze - 3000K	1A6352900.30.20
Brushed Black - 2700K	1A6353600.27.20
Brushed Black - 3000K	1A6353600.30.20

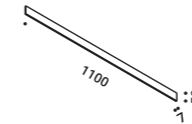


**SOTTILE SISTEMA DE - 800**  
2x10W  
24V DC  
2700K - Up 380lm - Down 380lm /  
3000K - Up 400lm - Down 400lm  
CRI >90  
Driver not included  
CE IP20 E

Matt White - 2700K	1A6380300.27.20
Matt White - 3000K	1A6380300.30.20
Matt Black - 2700K	1A6380400.27.20
Matt Black - 3000K	1A6380400.30.20
Brushed Bronze - 2700K	1A6382900.27.20
Brushed Bronze - 3000K	1A6382900.30.20
Brushed Black - 2700K	1A6383600.27.20
Brushed Black - 3000K	1A6383600.30.20

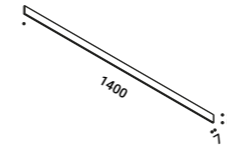
Davide Groppi / 2025

# SOTTILE SISTEMA



**SOTTILE SISTEMA DE - 1100**  
2x14W  
24V DC  
2700K - Up 536lm - Down 536lm /  
3000K - Up 564lm - Down 564lm  
CRI >90  
Driver not included  
CE IP20 E

Matt White - 2700K	1A6400300.27.20
Matt White - 3000K	1A6400300.30.20
Matt Black - 2700K	1A6400400.27.20
Matt Black - 3000K	1A6400400.30.20
Brushed Bronze - 2700K	1A6402900.27.20
Brushed Bronze - 3000K	1A6402900.30.20
Brushed Black - 2700K	1A6403600.27.20
Brushed Black - 3000K	1A6403600.30.20



**SOTTILE SISTEMA DE - 1400**  
2x19W  
24V DC  
2700K - Up 693lm - Down 693lm /  
3000K - Up 729lm - Down 729lm  
CRI >90  
Driver not included  
CE IP20 E

Matt White - 2700K	1A6360300.27.20
Matt White - 3000K	1A6360300.30.20
Matt Black - 2700K	1A6360400.27.20
Matt Black - 3000K	1A6360400.30.20
Brushed Bronze - 2700K	1A6362900.27.20
Brushed Bronze - 3000K	1A6362900.30.20
Brushed Black - 2700K	1A6363600.27.20
Brushed Black - 3000K	1A6363600.30.20

## Compulsory accessories / Accessori obbligatori



<b>End cap with suspension cable / Tappo di chiusura con cavo di sospensione</b>		Not included
Matt Black		1X0200400.13.00



<b>End cap with electrical cable / Tappo di chiusura con alimentazione</b>		Not included
Matt Black	White electrical cable 5 m included	1X0200400.14.00
Matt Black	Black electrical cable 5 m included	1X0200400.15.00

<b>Ceiling driver / Driver da soffitto</b>		Not included
Matt White	Input 110-240V - 50/60Hz - Output 24V - 70W - IP20 DALI - PUSH - 1-10V - TRIAC	1X0200300.16.00

<b>Remote driver / Alimentatore remoto</b>		Not included
100-240V	24V/150W/IP67/1-10V	1Z1120500

## Optional accessories / Accessori opzionali



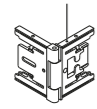
<b>Fixed joint with suspension cable / Giunto fisso con cavo di sospensione</b>		Not included
Matt Black		1X0200400.10.00



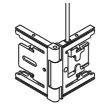
<b>Fixed joint with electrical cable / Giunto fisso con alimentazione</b>		Not included
Matt Black	White electrical cable 5 m included	1X0200400.08.00
Matt Black	Black electrical cable 5 m included	1X0200400.09.00



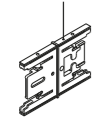
Optional accessories / Accessori opzionali



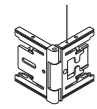
<b>Flexible joint with suspension cable / Giunto orientabile con cavo di sospensione</b>		Not included
Matt Black		1X0200400.07.00



<b>Flexible joint with electrical cable / Giunto orientabile con alimentazione</b>		Not included
Matt Black	White electrical cable 5 m included	1X0200400.05.00
Matt Black	Black electrical cable 5 m included	1X0200400.06.00



<b>Fixed isolated joint with suspension cable / Giunto fisso isolato con cavo di sospensione</b>		Not included
Matt Black		1X0200400.12.00



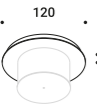
<b>Flexible isolated joint with suspension cable / Giunto orientabile isolato con cavo di sospensione</b>		Not included
Matt Black		1X0200400.11.00



<b>Recessed suspension kit for 12,5 mm plasterboard / Kit di sospensione da incasso per cartongesso 12,5 mm</b>		Not included
Matt White	For suspension cables - 1 Piece - Plasterboard cut-out Ø 44 mm Minimum space for mounting 70 mm	1X0000300.01.00
Matt Black	For suspension cables - 1 Piece - Plasterboard cut-out Ø 44 mm Minimum space for mounting 70 mm	1X0000400.01.00
Matt White	For electrical cables - 1 Piece - Plasterboard cut-out Ø 44 mm Minimum space for mounting 70 mm	1X0000300.04.00
Matt Black	For electrical cables - 1 Piece - Plasterboard cut-out Ø 44 mm Minimum space for mounting 70 mm	1X0000400.04.00



<b>Ceiling suspension kit / Kit di sospensione da soffitto</b>		Not included
Matt White	For suspension cables - 1 Piece	1X0010300.01.00
Matt Black	For suspension cables - 1 Piece	1X0010400.01.00
Matt White	For electrical cables - 1 Piece	1X0010300.04.00
Matt Black	For electrical cables - 1 Piece	1X0010400.04.00



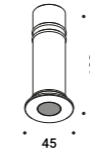
<b>Wall adapter plate / Piastra di adattamento da parete</b>		Not included
Matt White	For mounting on brick masonry walls	1X0050300.01.00



A new spring mechanism is used to install BUIO (TRIM version) in false ceilings, keeping its formal purity intact. Light that hides. A technical detail that offers new possibilities for taking precise and silent accent light wherever it is needed. Luminaire UL certification pending. Available for CN market.

Un nuovo meccanismo a molla permette a BUIO (versione TRIM) di essere installato anche nei controsoffitti, mantenendo intatta la sua purezza formale. La luce si nasconde. Un dettaglio tecnico che apre nuove possibilità, per portare la luce d'accento, precisa e silenziosa, ovunque sia necessaria.

Apparecchio illuminante con certificazione UL in corso. Disponibile per mercato CN.

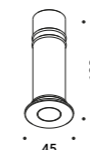


**BUIO TRIM**

Black filter  
6,4W  
24V DC  
CRI >90  
Beam 13° / 25° / 32° / Elliptical  
UGR <19  
Driver not included



Matt Black - 2700K - 13° - Black filter	1A5120400.27.20
Matt Black - 3000K - 13° - Black filter	1A5120400.30.20
Matt Black - 2700K - 25° - Black filter	1A5140400.27.20
Matt Black - 3000K - 25° - Black filter	1A5140400.30.20
Matt Black - 2700K - 32° - Black filter	1A5130400.27.20
Matt Black - 3000K - 32° - Black filter	1A5130400.30.20
Matt Black - 2700K - Elliptical - Black filter	1A5150400.27.20
Matt Black - 3000K - Elliptical - Black filter	1A5150400.30.20



**BUIO TRIM**

Transparent filter  
6,4W  
24V DC  
CRI >90  
Beam 13° / 25° / 32° / Elliptical  
UGR <19  
Driver not included



Matt Black - 2700K - 13° - Transparent filter	1A5160400.27.20
Matt Black - 3000K - 13° - Transparent filter	1A5160400.30.20
Matt Black - 2700K - 25° - Transparent filter	1A5180400.27.20
Matt Black - 3000K - 25° - Transparent filter	1A5180400.30.20
Matt Black - 2700K - 32° - Transparent filter	1A5170400.27.20
Matt Black - 3000K - 32° - Transparent filter	1A5170400.30.20
Matt Black - 2700K - Elliptical - Transparent filter	1A5190400.27.20
Matt Black - 3000K - Elliptical - Transparent filter	1A5190400.30.20

**Compulsory accessories / Accessori obbligatori**

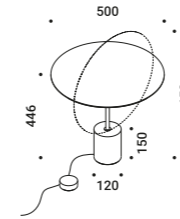


<b>Ceiling spring / Molla da soffitto</b>		Not included
Standard		1A6310000.00.00

<b>Remote driver / Alimentatore remoto</b>		Not included
110-240V	24V/25W/IP67/ON/OFF	1Z1120620

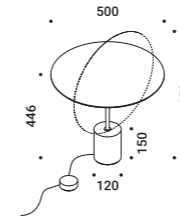
Table luminaire. Disc with mirror finish adjustable in all directions. Matt blue rear disc. Brass stem. Dimmer on the cable. Black cable.  
Luminaire available for US and CN markets.

Apparecchio illuminante da tavolo. Disco con finitura a specchio orientabile in tutte le direzioni. Retro del disco blu opaco.  
Stelo in ottone. Dimmer lungo il cavo. Cavo nero.  
Apparecchio illuminante disponibile per mercato US e CN.



Travertine base  
18W  
110-240V - 50/60Hz  
2700K - 1275lm / 3000K - 1372lm  
CRI >90  
Driver with plug included  
Dimmer on board  
CE IP20

Standard - 2700K - Dimmer on board	1A6410000.27.06
Standard - 3000K - Dimmer on board	1A6410000.30.06



Green Alps marble base  
18W  
110-240V - 50/60Hz  
2700K - 1275lm / 3000K - 1372lm  
CRI >90  
Driver with plug included  
Dimmer on board  
CE IP20

Standard - 2700K - Dimmer on board	1A6420000.27.06
Standard - 3000K - Dimmer on board	1A6420000.30.06

This brochure must be consulted together with our technical handbook.  
Our website offers more images and detailed up-to-date information.  
Visit our website **[davidegroppi.com](http://davidegroppi.com)**

Questa brochure deve essere consultata insieme al nostro manuale tecnico.  
Il nostro sito offre ulteriori fotografie, dettagli e informazioni aggiornate. Visitate il  
nostro sito web **[davidegroppi.com](http://davidegroppi.com)**

**Davide Groppi s.r.l.**  
Via Belizzi 20 / 22  
29122 Piacenza - Italia  
+39.0523.571590  
[info@davidegroppi.com](mailto:info@davidegroppi.com)

Davide Groppi s.r.l. © 2025  
Company with sole shareholder under the direction and coordination of Dexelance s.p.a.